




# हिन्दी वर्णमाला अक्षर लेखन



आ



उ



इ



TIMELY PUBLICATION



TIMELY PUBLICATION



# हिन्दी वर्णमाला अक्षर लेखन



PASTE YOUR PHOTO

My name is .....


I am ..... years old.

I am in standard .....

My school name is.....

.....

By Mrs. Vaishnavi S. Giri



अनार





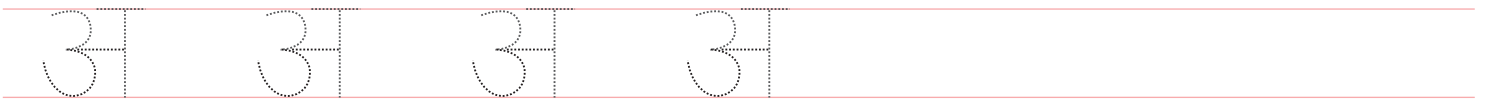
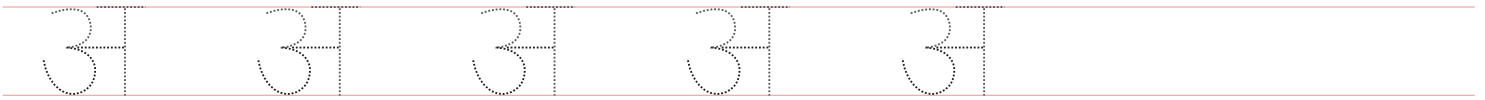
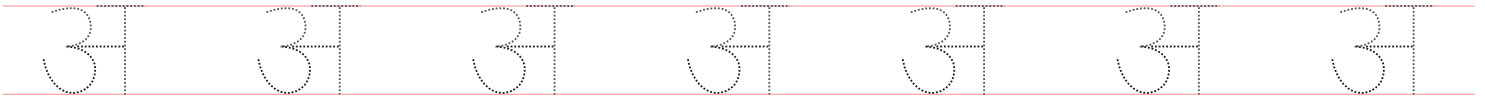
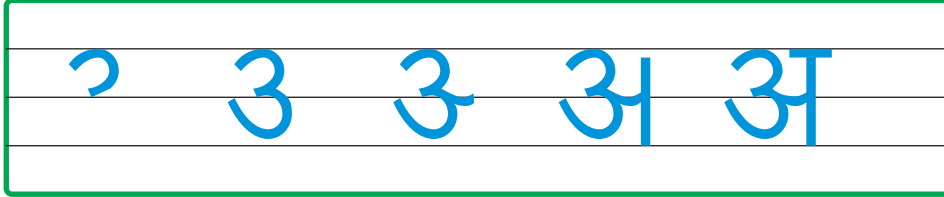
अचार



अमरुद



अदरक




Date : .....



Teacher's sign : .....





आग





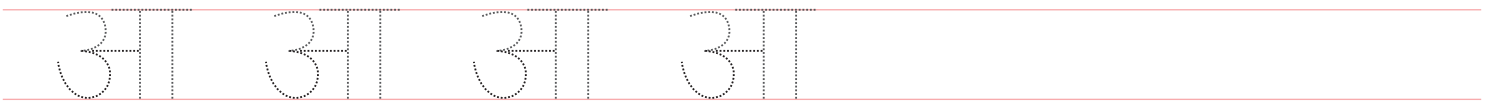
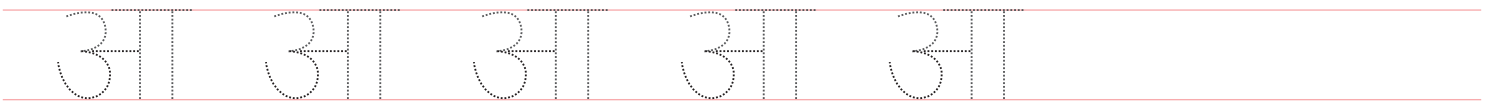
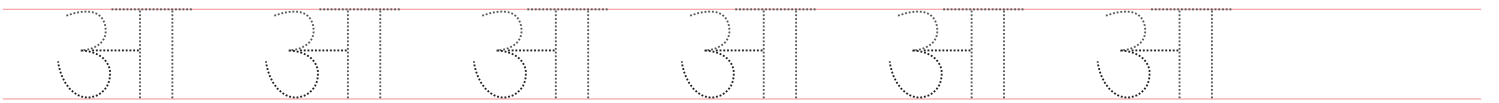
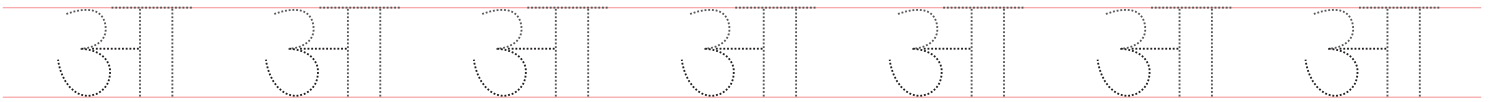
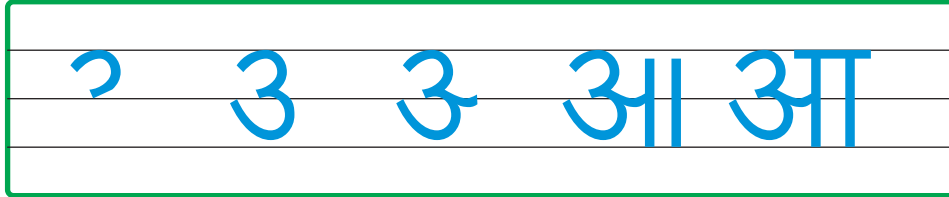
आम



आलू



आठ





Date : .....



Teacher's sign : .....





इलायची



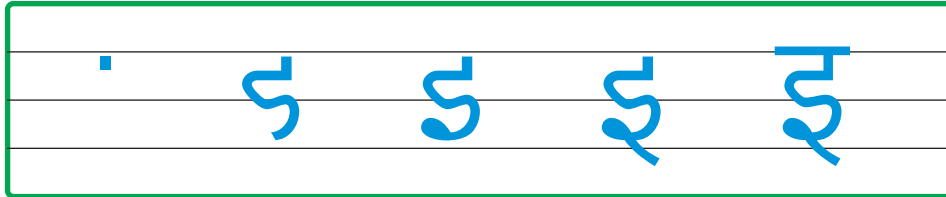
इमली



इमरती



इस्त्री

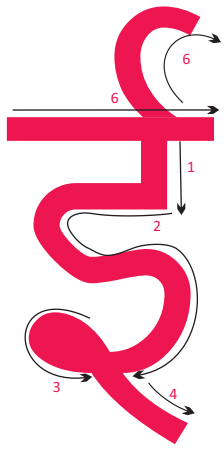


Date : .....



Teacher's sign : .....





ईश्वर




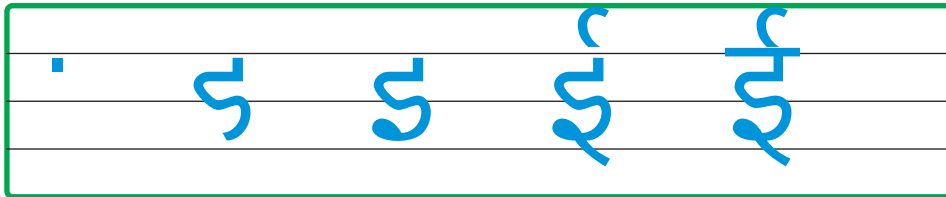
ईद



ईख



ईट



Date : .....



Teacher's sign : .....



अभ्यास - 1

१) निचे दिये गये स्वर को सही रंग पहचान कर रंग भरिये।

अ - Yellow

आ - Green

इ - Blue

ई - Red

अ आ

इ

ई

२) चित्रों को उनके सही अक्षर से मिलाइए।



अ

आ

इ

ई



Date : .....

Teacher's sign : .....



## अभ्यास - 1

३) स्वर पहचान कर सही चित्र पर गोला बनाइए ।

अ




आ



8







इ



ई



4) चित्र पहचानिए और उसका पहला अक्षर लिखिए।




Date : .....

7

Teacher's sign : .....





उपवन




उल्लु



उपहार



उदय

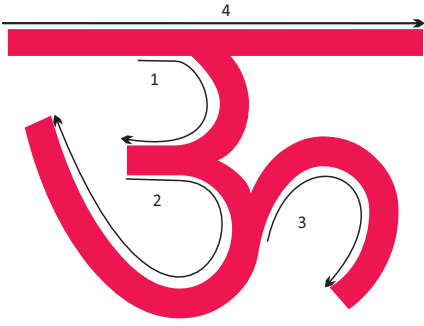


Date : .....



Teacher's sign : .....





ऊंट





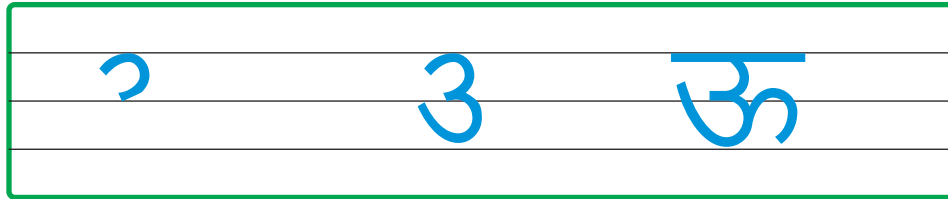
ऊबना



ऊन



ऊपर

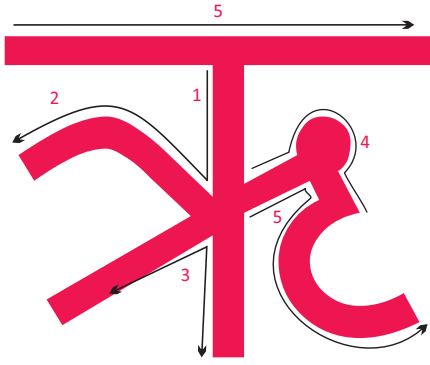


Date : .....



Teacher's sign : .....





ऋक्ष




ऋण



ऋषी



ऋतु



Tracing practice area consisting of seven rows of horizontal lines. Each row contains several dotted 'ऋ' characters for tracing. The number of characters per row decreases from left to right: 7, 7, 7, 5, 4, 3, 2.



Date : .....



Teacher's sign : .....






## अभ्यास - 2

१) निचे दिये गये स्वर को सही रंग पहचान कर रंग भरिये।

उ - Orange

ऊ - Pink

ऋ - Purple



२) चित्रों को उनके सही अक्षर से मिलाइए।



Date : .....




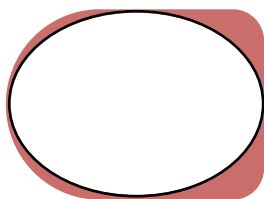
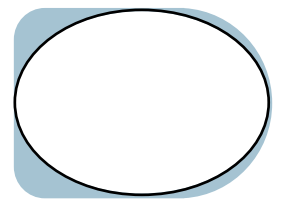
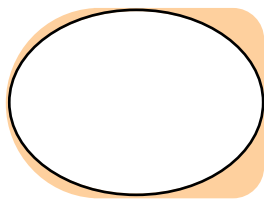

Teacher's sign : .....



३) चित्र पहचान कर सही स्वर में रंग भरिये।



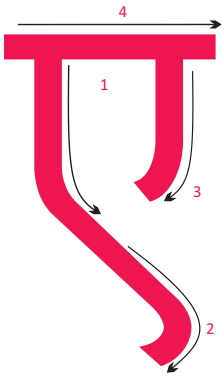
४) चित्र पहचानिए और उसका पहला अक्षर लिखिए।



Date : .....

Teacher's sign : .....





एक



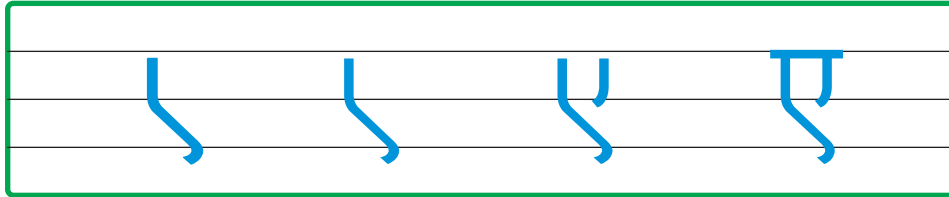
एकता



एम्बुलेंस



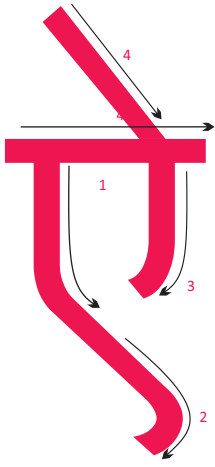
एडी



Date : .....

Teacher's sign : .....





ऐरावत




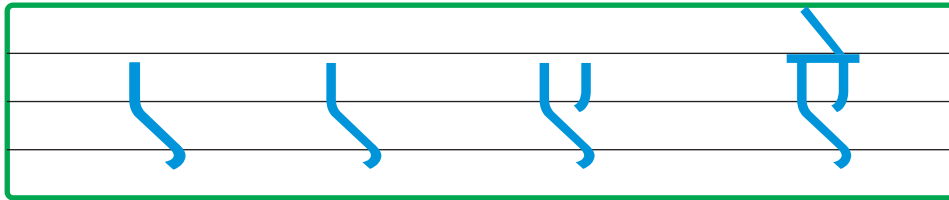
ऐवरेस्ट



ऐनक



ऐलान

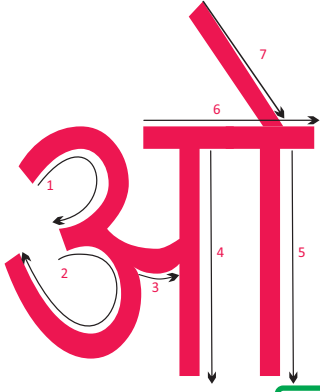


Date : .....



Teacher's sign : .....





ओस





ओनम



ओढणी



ओखली

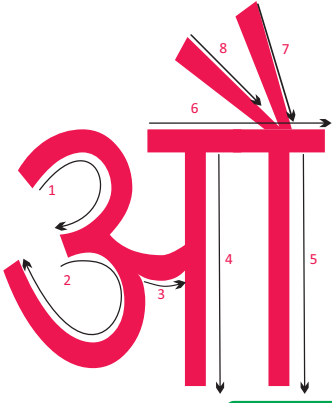


Date : .....



Teacher's sign : .....





औरत





औजार



औषधालय



औलाद



Date : .....



Teacher's sign : .....



## अभ्यास - 3

१) निचे दिये गये स्वर को सही रंग पहचान कर रंग भरिये।

ए - Red

ऐ - Black

ओ - Brown

औ - Orange

ए ऐ ओ औ

२) चित्रों को उनके सही अक्षर से मिलाइए।



Date : .....



Teacher's sign : .....



३) चित्र पहचान कर सही स्वर में रंग भरिये।



ए ऐ

ओ औ

ओ ऐ





ओ औ

ए ओ

ऐ औ


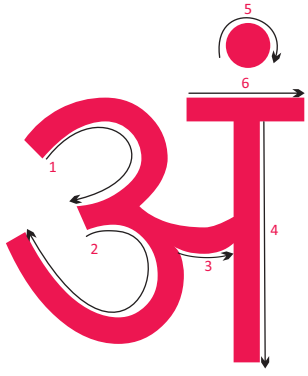
४) चित्र पहचानिए और उसका पहला अक्षर लिखिए।



Date : .....

Teacher's sign : .....





अंडा



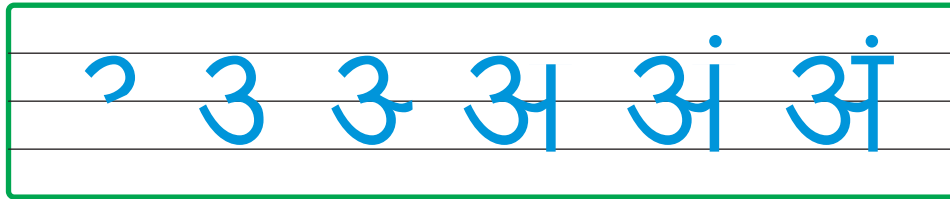
अंगूठी



अंक



अंगूर



अं अं अं अं अं अं अं

अं अं अं अं अं अं अं

अं अं अं अं अं अं

अं अं अं अं अं

अं अं अं अं

अं अं अं

अं अं


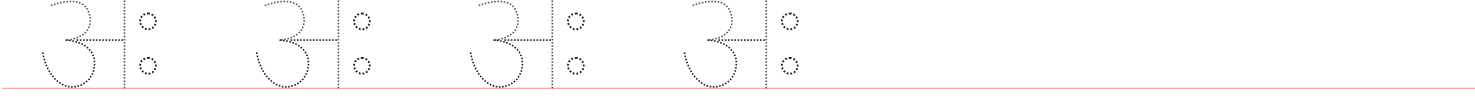
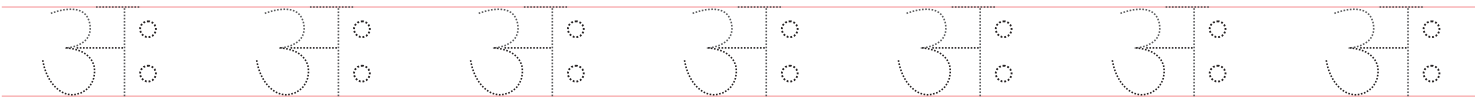
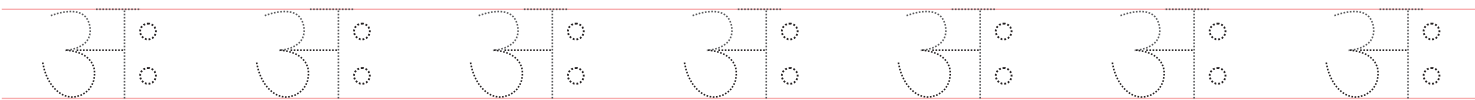
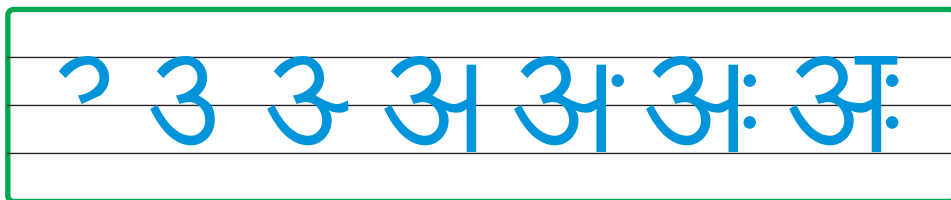



Date : .....



Teacher's sign : .....





Date : .....



Teacher's sign : .....



## अभ्यास - 4

1) स्वर लिखिए :

अ = अ अ अ अ अ अ अ अ

आ = आ आ आ आ आ आ आ आ

इ = इ इ इ इ इ इ इ इ

ई = ई ई ई ई ई ई ई ई

उ = उ उ उ उ उ उ उ उ

ऊ = ऊ ऊ ऊ ऊ ऊ ऊ ऊ ऊ

ऋ = ऋ ऋ ऋ ऋ ऋ ऋ ऋ ऋ

ए = ए ए ए ए ए ए ए ए

ऐ = ऐ ऐ ऐ ऐ ऐ ऐ ऐ ऐ

ओ = ओ ओ ओ ओ ओ ओ ओ ओ

औ = औ औ औ औ औ औ औ औ

अं = अं अं अं अं अं अं अं अं

अः = अः अः अः अः अः अः अः अः



Date : .....

21

Teacher's sign : .....



२) रिक्त स्थानों में स्वर को क्रम में लिखिए।



A circular path of ten green circles connected by a green line. The circles contain the following elements from left to right:

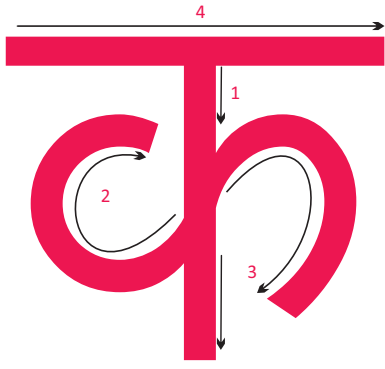
- Circle 1: The Hindi vowel 'अ' (A) in red.
- Circle 2: An empty circle with a red mushroom on top.
- Circle 3: An empty circle with a green vine on top.
- Circle 4: An empty circle with a red mushroom on top.
- Circle 5: An empty circle with a blue bird on top.
- Circle 6: An empty circle with a blue snail on top.
- Circle 7: An empty circle with a blue snail on top.
- Circle 8: An empty circle with a red mushroom on top.
- Circle 9: An empty circle with a blue bird on top.
- Circle 10: The Hindi vowel 'अः' (A:) in red.



Date : .....

Teacher's sign : .....






कबुतर

कछुआ

किताब

कमल

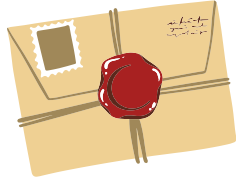
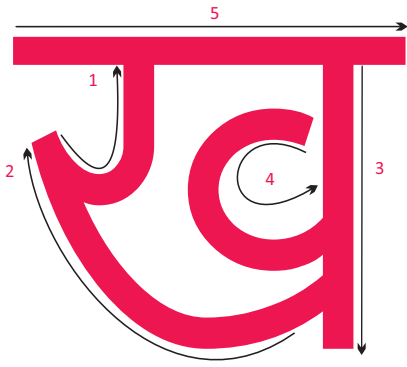


Date : .....





Teacher's sign : .....





खत खरगोश खरबुजा खिलौना

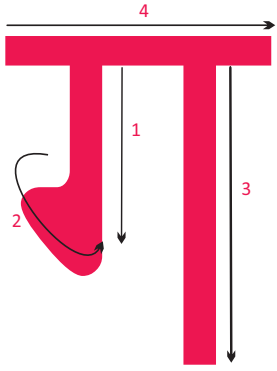


Date : .....



Teacher's sign : .....





गाजर




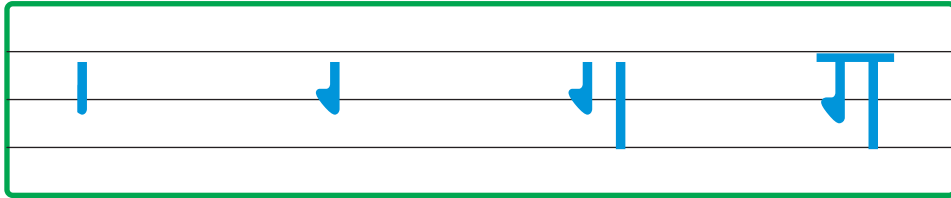
गाय



गुडिया



गमला




Date : .....



Teacher's sign : .....





घंटी





घड़ी



घर



घोडा

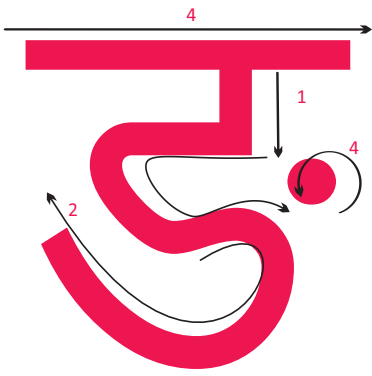


Date : .....




Teacher's sign : .....





# वाङ्मय



Handwriting practice section with multiple rows of dotted 'ड' characters on lined paper for tracing.



Date : .....



Teacher's sign : .....



अभ्यास - 5


१) निचे दिये गये व्यंजन को सही रंग पहचान कर रंग भरिये।

क - Red

ख - Green

ग - Yellow

घ - Pink



२) चित्रों को उनके सही अक्षर से मिलाइए।



क

ख



ग

घ



ङ




Date : .....

Teacher's sign : .....



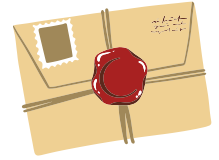
३) चित्र पहचान कर सही स्वर में रंग भरिये।



घ ग

ख क

ग ख





घ ख

क ग

ख ग

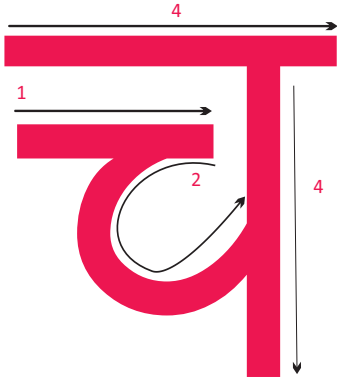
४) चित्र पहचानिए और उसका पहला वर्ण लिखिए।



Date : .....

Teacher's sign : .....





चांद



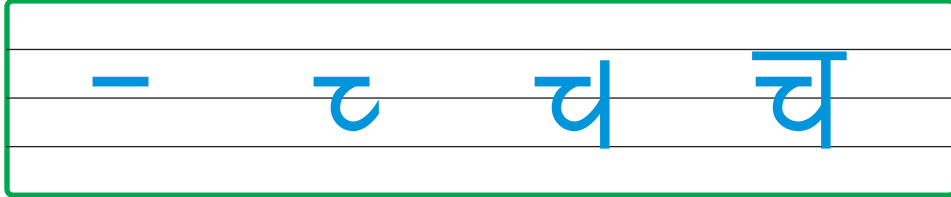
चावल



चुहा



चाबी

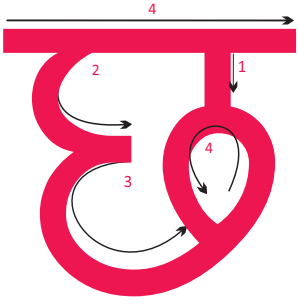


Date : .....



Teacher's sign : .....





छत्ता





छाता



छिपकली



छडी

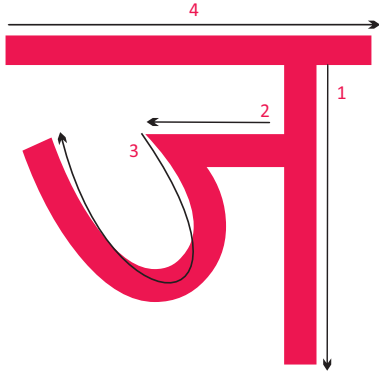


Date : .....



Teacher's sign : .....





जलेबी




जुता



जबान



जहाज

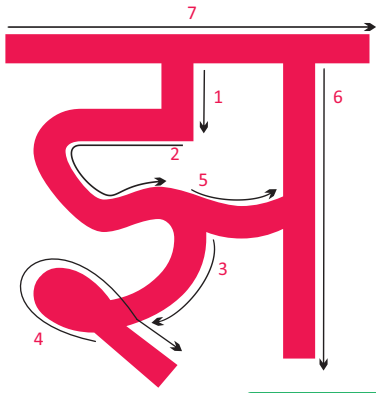


Date : .....



Teacher's sign : .....





झोपडी




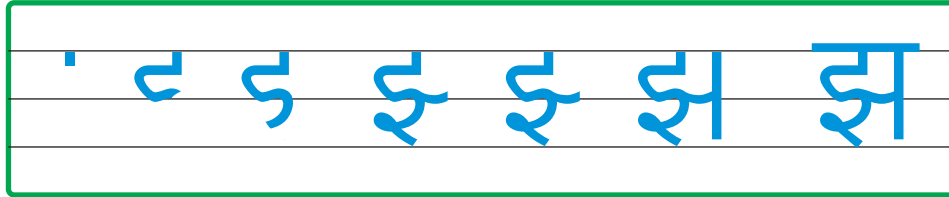
झाडु



झुमका



झंडा


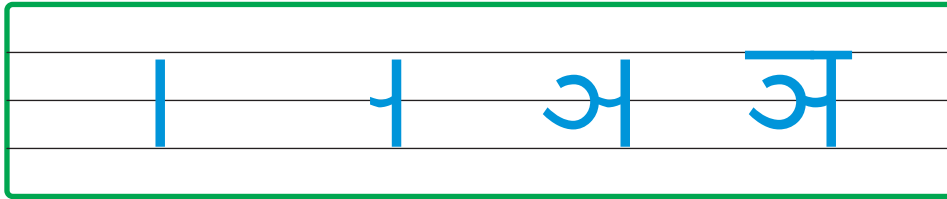
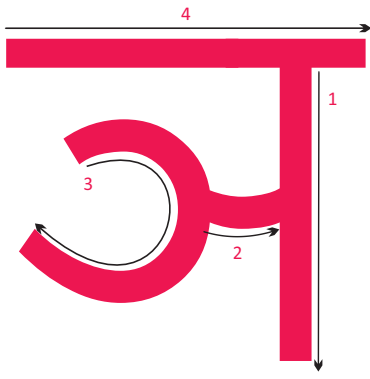


Date : .....



Teacher's sign : .....





Date : .....



Teacher's sign : .....



अभ्यास - 6


१) निचे दिये गये व्यंजन को सही रंग पहचान कर रंग भरिये।

च - Blue

छ - Orange

झ - Purple

ज - Orange



२) चित्रों को उनके सही अक्षर से मिलाइए।



च  
छ  
झ  
ज  
अ



Date : .....

Teacher's sign : .....

३) चित्र पहचान कर सही अक्षर पर चौकट बनाइए ।



च

झ



झ

च



छ

ज



छ

ज



ज



च



झ

ज

४) चित्र पहचानिए और उसका पहला वर्ण लिखिए।

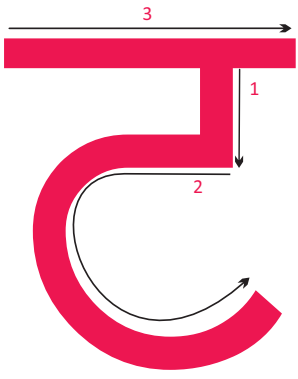


Date : .....




Teacher's sign : .....





टमाटर




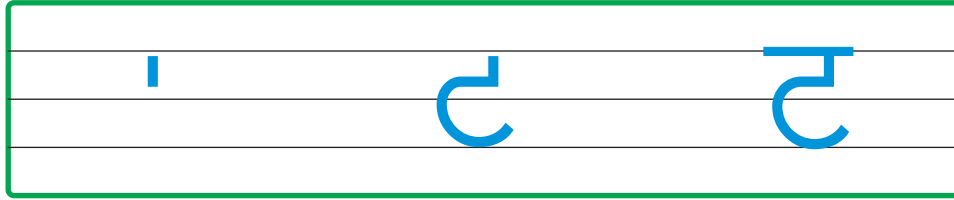
टोपी



टॉफी



टोपली

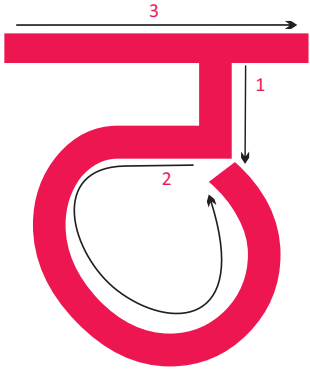


Date : .....



Teacher's sign : .....





ठप्पा




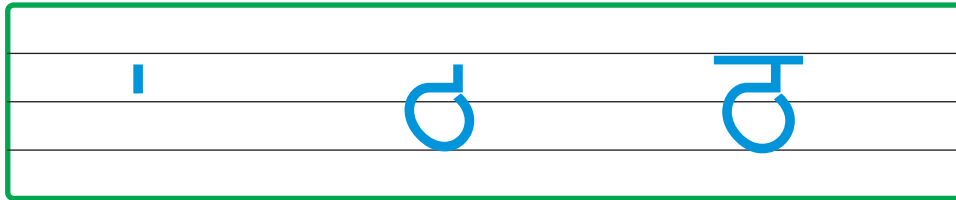
ठेंगा



ठठेरा



ठंड



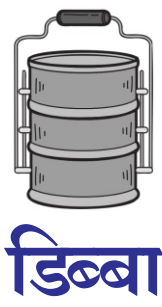
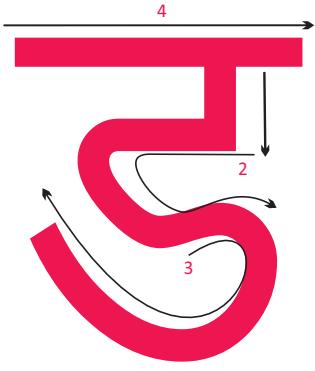


Date : .....



Teacher's sign : .....



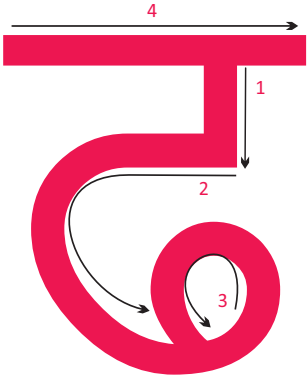


Date : .....



Teacher's sign : .....





ढाल



ढेरे



ढक्कन



ढोलक

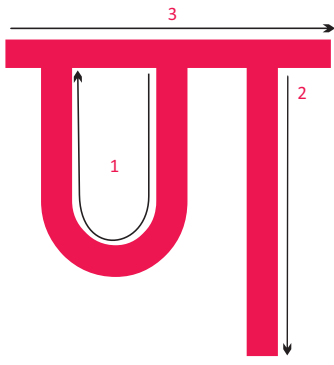


Date : .....




Teacher's sign : .....





बाण

चरण



Date : .....



Teacher's sign : .....



## अभ्यास - 7

१) निचे दिये गये व्यंजन को सही रंग पहचान कर रंग भरिये।


ट - Red

ठ - Green

ड - Blue

ढ - Pink

ण - Orange



२) चित्रों को उनके सही अक्षर और नाम से मिलाइए।

ट



टोपी

ठ



चरण

ड



ढेर

ढ



डिब्बा

ण



ठप्पा




Date : .....

42

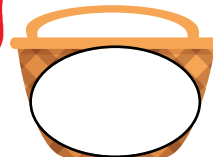
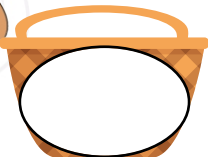


Teacher's sign : .....



३) चित्र पहचान कर सही अक्षर में रंग भरिये।



४) चित्र पहचानिए और उसका पहला वर्ण लिखिए।

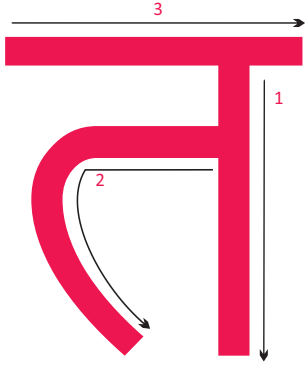


Date : .....



Teacher's sign : .....





तबला




तरबुज



तकिया



तोता




Date : .....



Teacher's sign : .....





थरमास





थैला



थाली



थकान

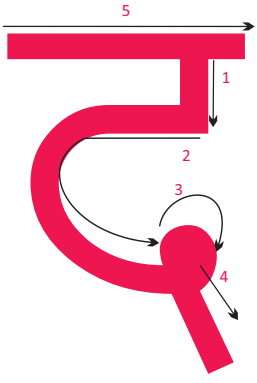


Date : .....



Teacher's sign : .....





दुध




दवात



दात



दरवाजा

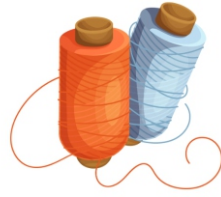



Date : .....



Teacher's sign : .....







धागा



धरती



धन

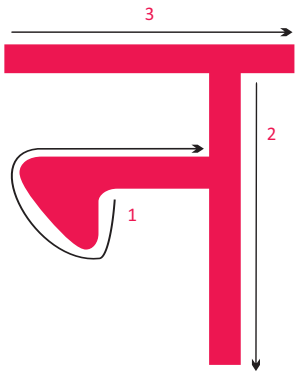


Date : .....



Teacher's sign : .....





नल




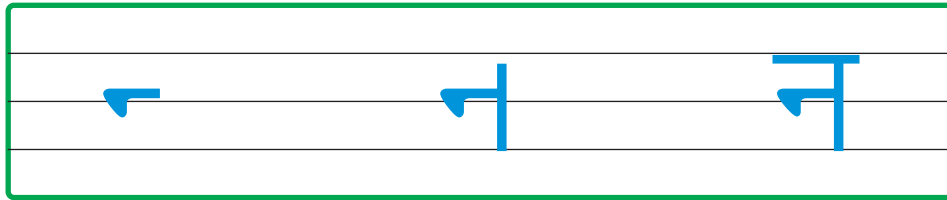
नमक



नदी



नथ



Date : .....



Teacher's sign : .....








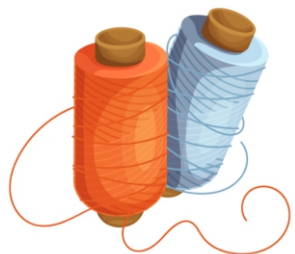











अभ्यास - 8

१) चित्रों को उनके सही अक्षर से मिलाइए।

२) चित्र पहचान कर सही अक्षर में रंग भरिये।

Date : .....

Teacher's sign : .....

३) रिक्त स्थानों में अक्षर को क्रम में लिखिए।



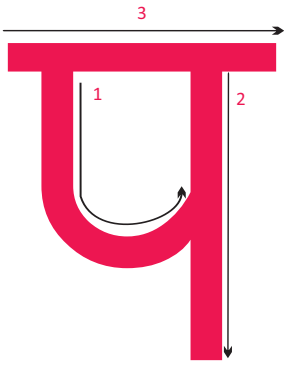
क		ट		न
	च			थ



Date : .....

Teacher's sign : .....





पपिता



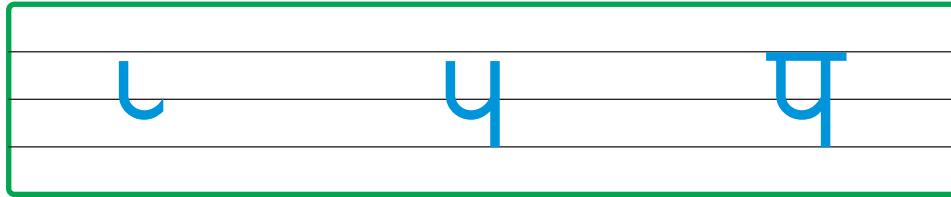
पत्ता



पतंग



पटाखा

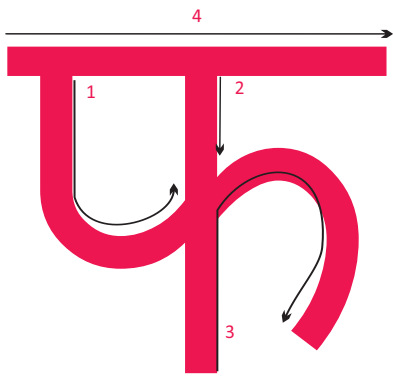


Date : .....



Teacher's sign : .....





फल





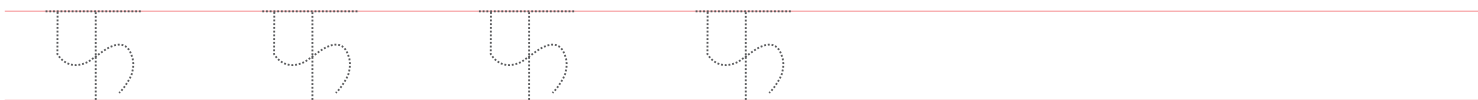
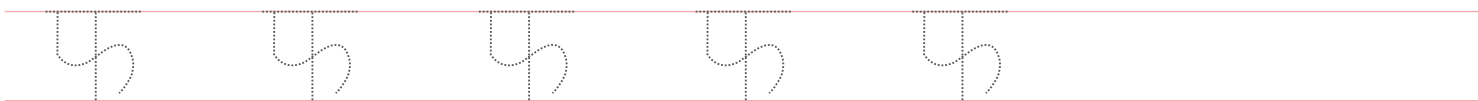



फुल



फौजी



फवारा




Date : .....



Teacher's sign : .....





बतक




बच्चा



बटन



बारिश

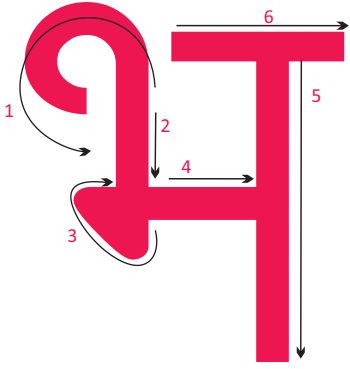


Date : .....



Teacher's sign : .....





भटजी





भालू



भगवान



भवन

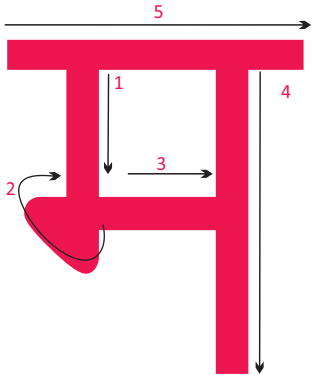


Date : .....



Teacher's sign : .....





मोर



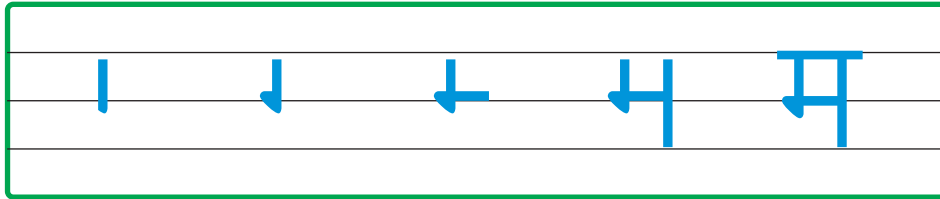
मटर



मछली



मगर



Handwriting practice section with seven rows of red-lined paper. Each row contains dotted Hindi letter 'म' for tracing. The number of 'म' characters per row is: 7, 7, 6, 5, 4, 3, 2.



Date : .....



Teacher's sign : .....



अभ्यास - 8

१) निचे दिये गये व्यंजन को सही रंग पहचान कर रंग भरिये।


प - Yellow

फ - Orange

ब - Black

भ - Purple

म - Green



२) चित्रों को उनके सही अक्षर से मिलाइए।

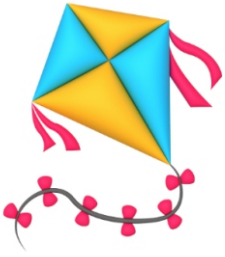


Date : .....

Teacher's sign : .....



३) चित्र पहचान कर सही अक्षर लिखिए।



---

---



---

---



---

---



---

---



---

---



---

---



---

---



---

---



---


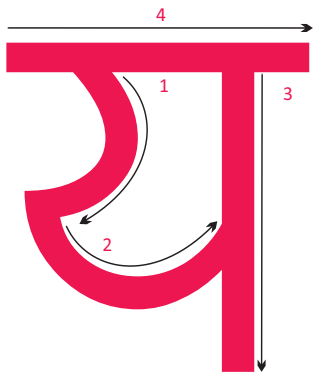
---



Date : .....

Teacher's sign : .....

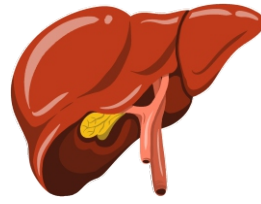




यमुना




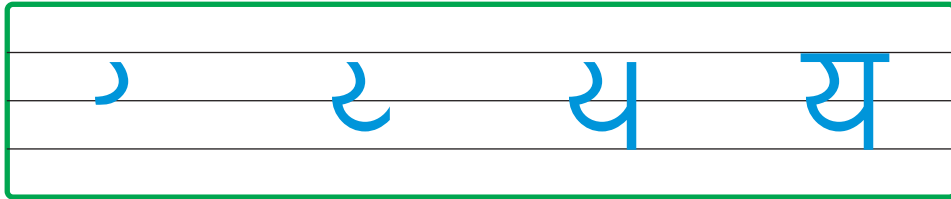
यज्ञ



यकृत



यह

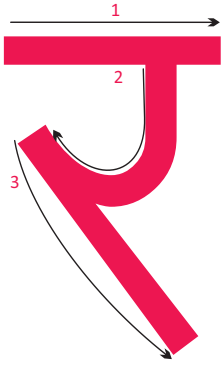


Date : .....



Teacher's sign : .....






रबर



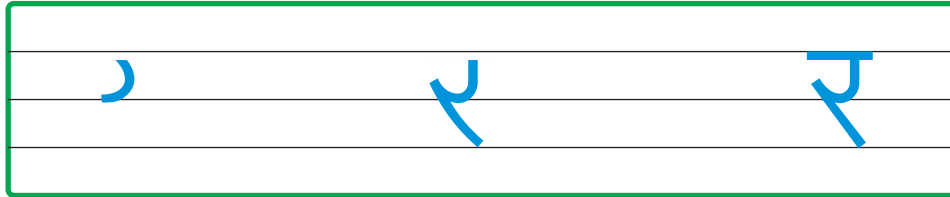
रजाई



रथ



रस्सी

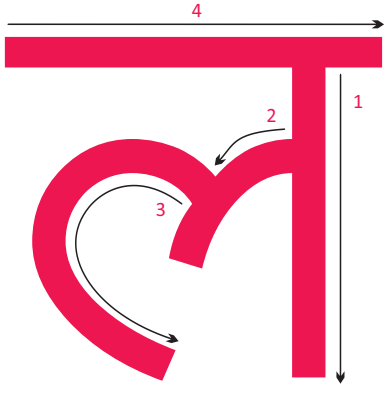


Date : .....



Teacher's sign : .....





लड्डू




लकड़ी



लड़की



लट्टू

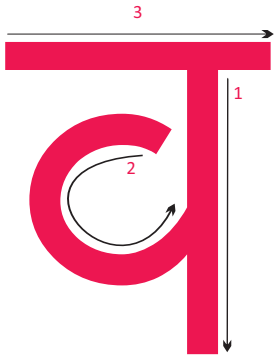


Date : .....



Teacher's sign : .....





वजन




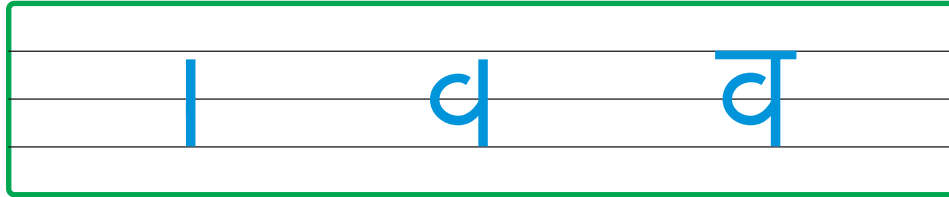
वन



वकिल



वस्त्र



Date : .....



Teacher's sign : .....



## अभ्यास - 9


१) निचे दिये गये व्यंजन को सही रंग पहचान कर रंग भरिये।

य - Blue

र - Pink

ल - Brown

व - Red



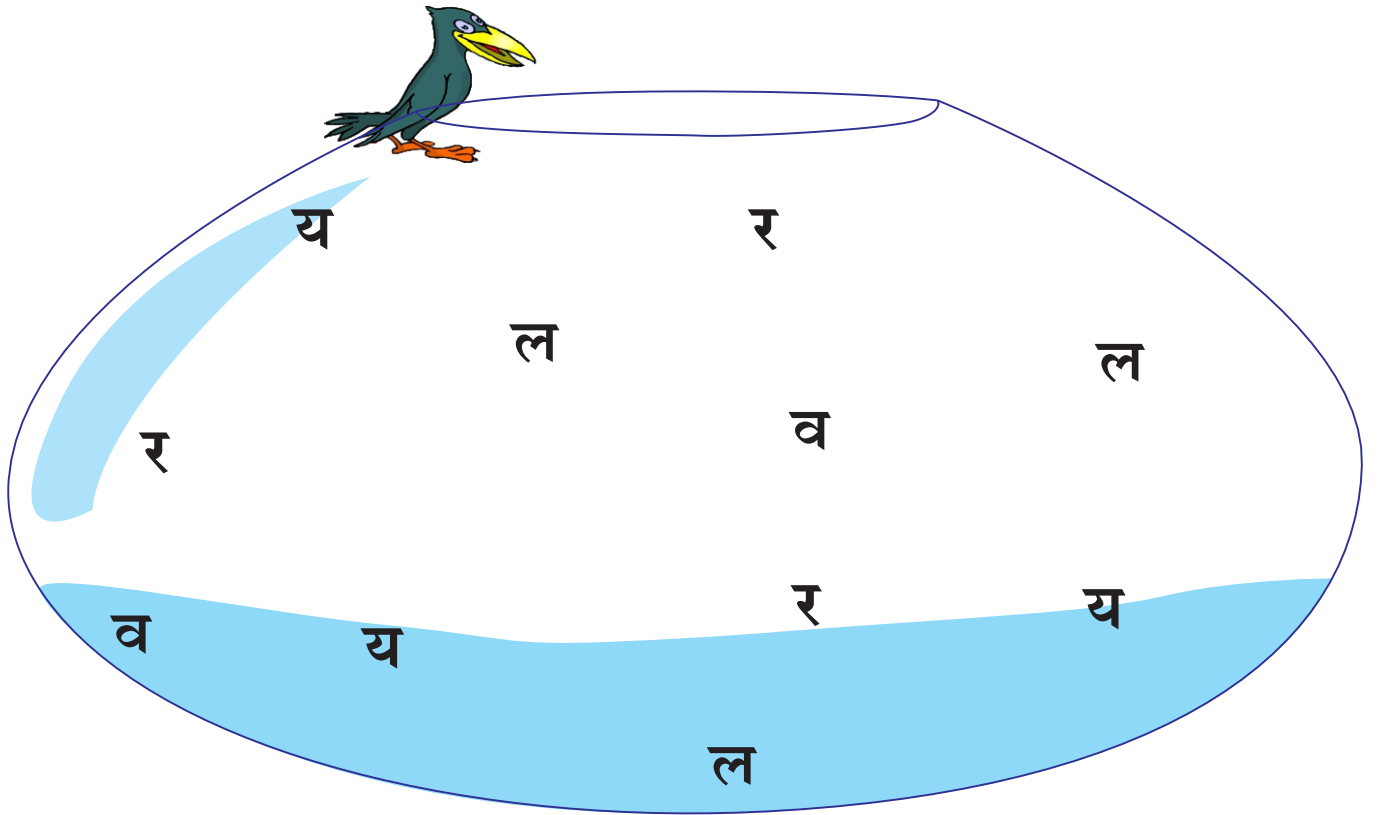
२) निचे दिये गये व्यंजन को पहचान कर दिया गया आकार बनाइए।

य ○ गोला

र □ चौकोन

ल △ त्रिकोन

व □ आयत





Date : .....

62

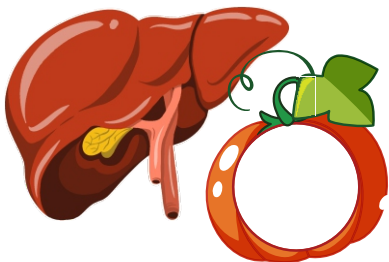

Teacher's sign : .....



३) चित्रों को उनके सही अक्षर से मिलाइए।



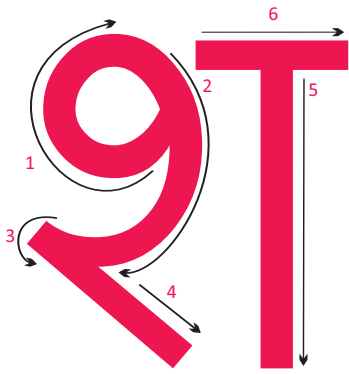
४) चित्र पहचान कर सही अक्षर लिखिए।



Date : .....

Teacher's sign : .....





शरबत




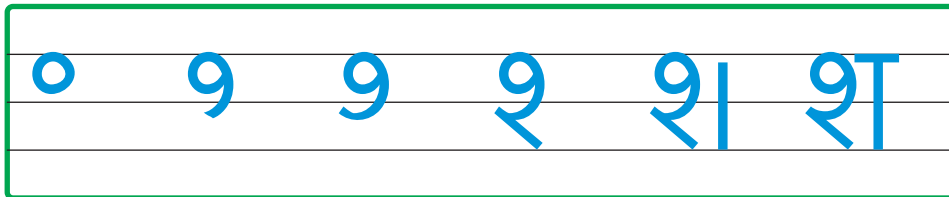
शहर



शरिफा



शहद

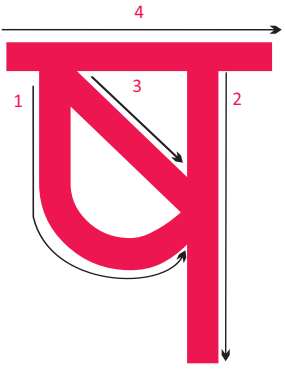


Date : .....

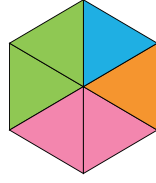


Teacher's sign : .....





षटभुज





षट्कोण



षडयंत्र



षष्ठी

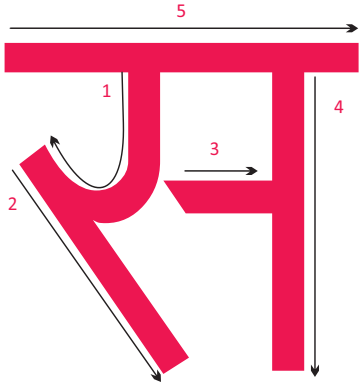


Date : .....



Teacher's sign : .....





सुरज



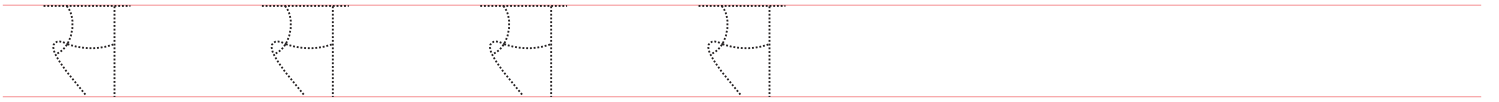
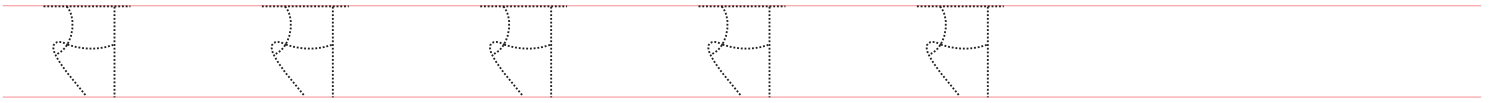
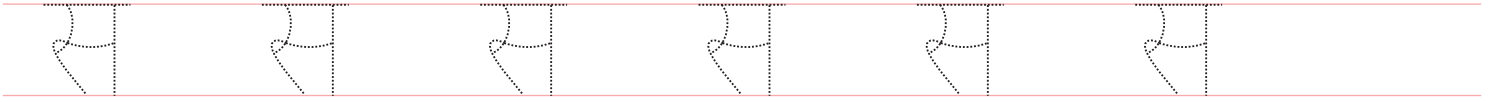
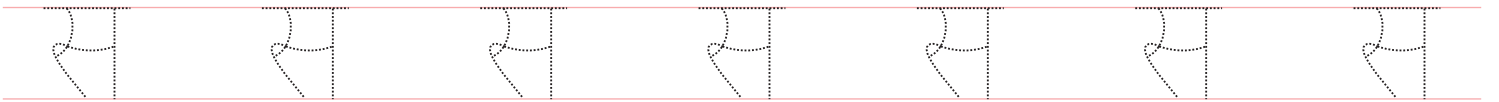
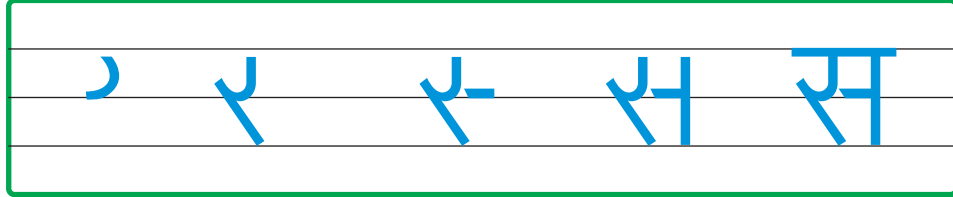
समय



संत्रा



सर्कस

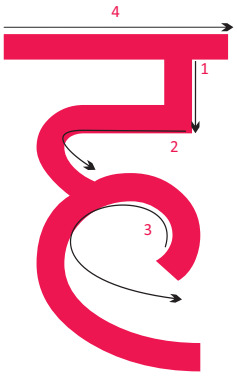


Date : .....



Teacher's sign : .....






हाथी





हल्दी



हतोडा



हल




Date : .....



Teacher's sign : .....







क्षत्रीय



क्षमा

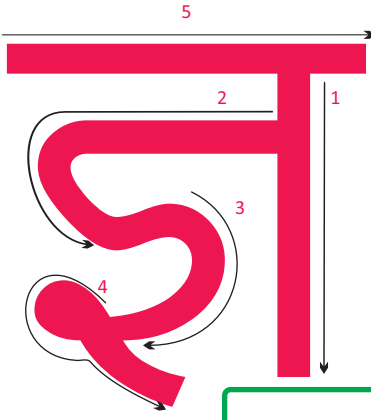


Date : .....




Teacher's sign : .....







ज्ञानकोष



ज्ञानी



ज्ञानेश्वर

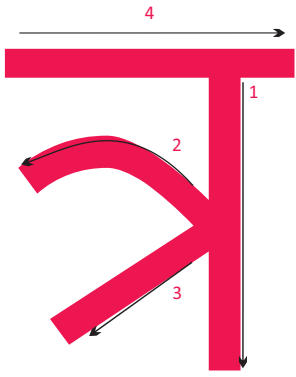


Date : .....



Teacher's sign : .....







त्रिकोण



त्रिशुल


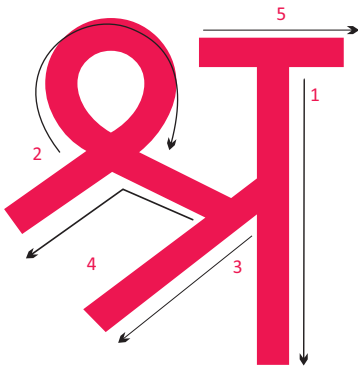


Date : .....



Teacher's sign : .....





Date : .....



Teacher's sign : .....



निचे दिये गये व्यंजन को रंग भरिये।

श

ष

स

ह

क्ष

ज

त्र

श्च



Date : .....

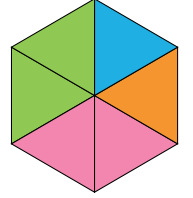


Teacher's sign : .....



अभ्यास - 10

१) चित्रों को उनके सही अक्षर से मिलाइए।



Date : .....

Teacher's sign : .....



## स्वर

अ आ इ ई उ ऊ ऋ  
ए ऐ ओ औ अं अः

## व्यंजन

क ख ग घ ङ  
च छ ज झ ञ  
ट ठ ड ढ ण  
त थ द ध न  
प फ ब भ म  
य र ल व श  
ष स ह  
ळ क्ष ज्ञ



Date : .....



Teacher's sign : .....



रिक्त स्थानों में व्यंजन को क्रम में लिखिए।

क          घ          छ

ज          ठ

ण          द          प

ब          ल

व          ज्ञ

त्र          ऋ



Date : .....



Teacher's sign : .....



निचे दिये गये व्यंजन को सही क्रम में लिखिए।

श्र ज्ञ त्र क्ष

क्ष ज्ञ त्र श्र

स ह ष श

र व य ल

फ ब म भ प

द थ त ध न

ट ढ ठ ण ड

ञ छ ज झ च

ख ग क घ ङ



Date : .....



Teacher's sign : .....



त



घ

क

ग



**TIMELY PUBLICATIONS**

Near Naik Wada, Naik Road,  
Mahal, Nagpur. 440032

E-mail : [timelypublications@gmail.com](mailto:timelypublications@gmail.com)  
[www.timelypublication.com](http://www.timelypublication.com)

थ

- **Book Design By** : Shivali A. Puri
- **Printed by** : Sanjay Offset, New Shukrawari, Nagpur.
- **Revised Edition** : 2026

© All Rights Reserved with Publisher.

**All Books are Available at :**

•Mumbai •Ahmadabad •Hyderabad •Delhi •Bhopal.

ISBN 978-81-933713-6-7



9 788193 371367

₹ 199.00