



NUMBER TRAIN

NUMBERS 1 TO 100



TIMELY PUBLICATION



TIMELY PUBLICATION



NUMBERTRAIN

Number practice Book 1 To 20

C



PASTE YOUR PHOTO

My name is

I am years old.

I am in standard

My school name is.....

.....

By Mrs. Vaishnavi S. Giri

Trace and write the numbers.



A yellow rounded square with a blue border contains a large purple number '1'. Below it, a pink rounded rectangle with a blue border contains the word 'One' in white. Two yellow stars are positioned on the left and right sides of the pink box.

| | | | | | | | |
|--|--|---|---|---|---|--|--|
| | | 1 | 1 | 1 | 1 | | |
| | | 1 | 1 | | | | |
| | | | | | | | |
| | | | | | | | |
| | | | | | | | |



A yellow rounded square with a purple border contains a large purple number '2'. Below it, a green rounded rectangle with a purple border contains the word 'Two' in white. Two yellow stars are positioned on the left and right sides of the green box.

| | | | | | | | |
|--|--|---|---|---|---|--|--|
| | | 2 | 2 | 2 | 2 | | |
| | | 2 | 2 | | | | |
| | | | | | | | |
| | | | | | | | |
| | | | | | | | |

Date:.....



Teacher's sign:.....

Trace and write the numbers.



3



Three

| | | | | | |
|---|---|---|---|--|--|
| 3 | 3 | 3 | 3 | | |
| 3 | 3 | | | | |
| | | | | | |
| | | | | | |
| | | | | | |



4



Four

| | | | | | |
|---|---|---|---|--|--|
| 4 | 4 | 4 | 4 | | |
| 4 | 4 | | | | |
| | | | | | |
| | | | | | |
| | | | | | |

Date:.....



Teacher's sign:.....

Trace and write the numbers.



A yellow card with a large pink number '5' and a blue banner below it with the word 'Five' in white. Two orange stars are on the left and right sides.

| | | | | | | | |
|--|--|---|---|---|---|--|--|
| | | 5 | 5 | 5 | 5 | | |
| | | 5 | 5 | | | | |
| | | | | | | | |
| | | | | | | | |
| | | | | | | | |
| | | | | | | | |



A yellow card with a large pink number '6' and an orange banner below it with the word 'Six' in white. Two orange stars are on the left and right sides.

| | | | | | | | |
|--|--|---|---|---|---|--|--|
| | | 6 | 6 | 6 | 6 | | |
| | | 6 | 6 | | | | |
| | | | | | | | |
| | | | | | | | |
| | | | | | | | |
| | | | | | | | |

Date:.....

Teacher's sign:.....

Trace and write the numbers.



7

Seven

| | | | | | | | |
|--|--|---|---|---|---|--|--|
| | | 7 | 7 | 7 | 7 | | |
| | | 7 | 7 | | | | |
| | | | | | | | |
| | | | | | | | |
| | | | | | | | |
| | | | | | | | |



8

Eight

| | | | | | | | |
|--|--|---|---|---|---|--|--|
| | | 8 | 8 | 8 | 8 | | |
| | | 8 | 8 | | | | |
| | | | | | | | |
| | | | | | | | |
| | | | | | | | |
| | | | | | | | |

Date:.....

Teacher's sign:.....

Trace and write the numbers.



9



Nine

| | | | | | | | |
|--|--|---|---|---|---|--|--|
| | | 9 | 9 | 9 | 9 | | |
| | | 9 | 9 | | | | |
| | | | | | | | |
| | | | | | | | |
| | | | | | | | |



10



Ten

| | | | | | | | |
|--|--|----|----|----|----|--|--|
| | | 10 | 10 | 10 | 10 | | |
| | | 10 | 10 | | | | |
| | | | | | | | |
| | | | | | | | |
| | | | | | | | |

Date:.....

Teacher's sign:.....

Trace and write the numbers.

11
Eleven

| | | | | | | | |
|--|--|--|--|--|--|--|--|
| | | | | | | | |
| | | | | | | | |
| | | | | | | | |
| | | | | | | | |
| | | | | | | | |

12
Twelve

| | | | | | | | |
|--|--|----|----|----|----|--|--|
| | | 12 | 12 | 12 | 12 | | |
| | | 12 | 12 | | | | |
| | | | | | | | |
| | | | | | | | |
| | | | | | | | |

Date:.....

Teacher's sign:.....

Trace and write the numbers.



13



Thirteen

| | | | | | | | |
|--|--|----|----|----|----|--|--|
| | | 13 | 13 | 13 | 13 | | |
| | | 13 | 13 | | | | |
| | | | | | | | |
| | | | | | | | |
| | | | | | | | |



14



Fourteen

| | | | | | | | |
|--|--|----|----|----|----|--|--|
| | | 14 | 14 | 14 | 14 | | |
| | | 14 | 14 | | | | |
| | | | | | | | |
| | | | | | | | |
| | | | | | | | |

Date:.....

Teacher's sign:.....

Trace and write the numbers.



15



Fifteen

| | | | | | | | |
|--|--|----|----|----|----|--|--|
| | | 15 | 15 | 15 | 15 | | |
| | | 15 | 15 | | | | |
| | | | | | | | |
| | | | | | | | |
| | | | | | | | |



16



Sixteen

| | | | | | | | |
|--|--|----|----|----|----|--|--|
| | | 16 | 16 | 16 | 16 | | |
| | | 16 | 16 | | | | |
| | | | | | | | |
| | | | | | | | |
| | | | | | | | |

Date:.....

Teacher's sign:.....

Trace and write the numbers.



17



Seventeen

| | | | | | | | |
|--|--|----|----|----|----|--|--|
| | | 17 | 17 | 17 | 17 | | |
| | | 17 | 17 | | | | |
| | | | | | | | |
| | | | | | | | |
| | | | | | | | |



18



Eighteen

| | | | | | | | |
|--|--|----|----|----|----|--|--|
| | | 18 | 18 | 18 | 18 | | |
| | | 18 | 18 | | | | |
| | | | | | | | |
| | | | | | | | |
| | | | | | | | |

Date:.....

Teacher's sign:.....

Trace and write the numbers.



19



Nineteen

| | | | | | | | |
|--|--|----|----|----|----|--|--|
| | | 19 | 19 | 19 | 19 | | |
| | | 19 | 19 | | | | |
| | | | | | | | |
| | | | | | | | |
| | | | | | | | |



20



Twenty


| | | | | | | | |
|--|--|----|----|----|----|--|--|
| | | 20 | 20 | 20 | 20 | | |
| | | 20 | 20 | | | | |
| | | | | | | | |
| | | | | | | | |
| | | | | | | | |

Date:.....


Teacher's sign:.....

PRACTICE WORKSHEET


Q.1) Write the missing numbers 1 To 20.



Q.2) Count the objects and colour the correct number.




| | |
|-----------|-----------|
| 18 | 14 |
|-----------|-----------|



| | |
|-----------|-----------|
| 11 | 13 |
|-----------|-----------|



| | |
|-----------|-----------|
| 16 | 20 |
|-----------|-----------|



| | |
|-----------|-----------|
| 18 | 20 |
|-----------|-----------|

Date:.....

Teacher's sign:.....

PRACTICE WORKSHEET

Q.3) Unscramble the number.

G T H E I

| | | | |
|--|--|--|--|
| | | | |
|--|--|--|--|

E E T N X S I

| | | | |
|--|--|--|--|
| | | | |
|--|--|--|--|

V N E L E E

| | | | | |
|--|--|--|--|--|
| | | | | |
|--|--|--|--|--|



E V I F

| | | |
|--|--|--|
| | | |
|--|--|--|

N E E T R I H T

| | | | | | | |
|--|--|--|--|--|--|--|
| | | | | | | |
|--|--|--|--|--|--|--|

Q.4) Write the backward numbers from 1 To 20



Date:.....

Teacher's sign:.....

PRACTICE WORKSHEET

Q.3) Trace and write the number and number names.

| | | | | | | | |
|----------|------------|----------|------------|----------|--------------|----------|-------------|
| 1 | ONE | 2 | TWO | 3 | THREE | 4 | FOUR |
| 1 | ONE | 2 | TWO | 3 | THREE | 4 | FOUR |
| 1 | ONE | 2 | TWO | 3 | THREE | 4 | FOUR |
| 1 | ONE | 2 | TWO | 3 | THREE | 4 | FOUR |
| 1 | ONE | 2 | TWO | 3 | THREE | 4 | FOUR |

| | | | | | | | |
|----------|-------------|----------|------------|----------|--------------|----------|--------------|
| 5 | FIVE | 6 | SIX | 7 | SEVEN | 8 | EIGHT |
| 5 | FIVE | 6 | SIX | 7 | SEVEN | 8 | EIGHT |
| 5 | FIVE | 6 | SIX | 7 | SEVEN | 8 | EIGHT |
| 5 | FIVE | 6 | SIX | 7 | SEVEN | 8 | EIGHT |
| 5 | FIVE | 6 | SIX | 7 | SEVEN | 8 | EIGHT |

| | | | | | |
|----------|-------------|---|------|---|------|
| 9 | NINE | 9 | NINE | 9 | NINE |
| 9 | NINE | 9 | NINE | 9 | NINE |

| | | | | | |
|-----------|------------|----|-----|----|-----|
| 10 | TEN | 10 | TEN | 10 | TEN |
| 10 | TEN | 10 | TEN | 10 | TEN |

Date:.....

Teacher's sign:.....

PRACTICE WORKSHEET

Q.3) Trace and write the number and number names.

| | | | |
|-------------------------|-------------------------|---------------------------|---------------------------|
| 11 ELEVEN | 12 TWELVE | 13 THIRTEEN | 14 FOURTEEN |
| 11 ELEVEN | 12 TWELVE | 13 THIRTEEN | 14 FOURTEEN |
| 11 ELEVEN | 12 TWELVE | 13 THIRTEEN | 14 FOURTEEN |
| 11 ELEVEN | 12 TWELVE | 13 THIRTEEN | 14 FOURTEEN |
| 11 ELEVEN | 12 TWELVE | 13 THIRTEEN | 14 FOURTEEN |

| | | | |
|--------------------------|--------------------------|----------------------------|---------------------------|
| 15 FIFTEEN | 16 SIXTEEN | 17 SEVENTEEN | 18 EIGHTEEN |
| 15 FIFTEEN | 16 SIXTEEN | 17 SEVENTEEN | 18 EIGHTEEN |
| 15 FIFTEEN | 16 SIXTEEN | 17 SEVENTEEN | 18 EIGHTEEN |
| 15 FIFTEEN | 16 SIXTEEN | 17 SEVENTEEN | 18 EIGHTEEN |
| 15 FIFTEEN | 16 SIXTEEN | 17 SEVENTEEN | 18 EIGHTEEN |

| | | | |
|---------------------------|-------------|-------------|-------------|
| 19 NINETEEN | 19 NINETEEN | 19 NINETEEN | 19 NINETEEN |
| 19 NINETEEN | 19 NINETEEN | 19 NINETEEN | 19 NINETEEN |

| | | | |
|-------------------------|-----------|-----------|-----------|
| 20 TWENTY | 20 TWENTY | 20 TWENTY | 20 TWENTY |
| 20 TWENTY | 20 TWENTY | 20 TWENTY | 20 TWENTY |

Date:.....

Teacher's sign:.....

Trace and write the numbers.



21



Twenty-one



| | | | | | | | |
|--|--|----|----|----|----|--|--|
| | | 21 | 21 | 21 | 21 | | |
| | | 21 | 21 | | | | |
| | | | | | | | |
| | | | | | | | |
| | | | | | | | |



22



Twenty-two



| | | | | | | | |
|--|--|----|----|----|----|--|--|
| | | 22 | 22 | 22 | 22 | | |
| | | 22 | 22 | | | | |
| | | | | | | | |
| | | | | | | | |
| | | | | | | | |

Date:.....

Teacher's sign:.....

Trace and write the numbers.



23



Twenty-three

| | | | | | | | |
|--|--|----|----|----|----|--|--|
| | | 23 | 23 | 23 | 23 | | |
| | | 23 | 23 | | | | |
| | | | | | | | |
| | | | | | | | |
| | | | | | | | |



24



Twenty-four

| | | | | | | | |
|--|--|----|----|----|----|--|--|
| | | 24 | 24 | 24 | 24 | | |
| | | 24 | 24 | | | | |
| | | | | | | | |
| | | | | | | | |
| | | | | | | | |

Date:.....

Teacher's sign:.....

Trace and write the numbers.

25
Twenty-five

| | | | | | | | |
|--|--|----|----|----|----|--|--|
| | | 25 | 25 | 25 | 25 | | |
| | | 25 | 25 | | | | |
| | | | | | | | |
| | | | | | | | |
| | | | | | | | |
| | | | | | | | |

26
Twenty-six

| | | | | | | | |
|--|--|----|----|----|----|--|--|
| | | 26 | 26 | 26 | 26 | | |
| | | 26 | 26 | | | | |
| | | | | | | | |
| | | | | | | | |
| | | | | | | | |
| | | | | | | | |

Date:.....

Teacher's sign:.....

Trace and write the numbers.

27

Twenty-seven

A yellow rounded square with the number 27 in pink. Below it is an orange rounded rectangle with the text 'Twenty-seven' in white. Two orange stars are on the left and right sides.

| | | | | | | | |
|--|--|----|----|----|----|--|--|
| | | 27 | 27 | 27 | 27 | | |
| | | 27 | 27 | | | | |
| | | | | | | | |
| | | | | | | | |
| | | | | | | | |
| | | | | | | | |

28

Twenty-eight

A yellow rounded square with the number 28 in pink. Below it is a green rounded rectangle with the text 'Twenty-eight' in white. Two orange stars are on the left and right sides.

| | | | | | | | |
|--|--|----|----|----|----|--|--|
| | | 28 | 28 | 28 | 28 | | |
| | | 28 | 28 | | | | |
| | | | | | | | |
| | | | | | | | |
| | | | | | | | |
| | | | | | | | |

Date:.....

Teacher's sign:.....

Trace and write the numbers.



29



Twenty-nine

| | | | | | | | |
|--|--|----|----|----|----|--|--|
| | | 29 | 29 | 29 | 29 | | |
| | | 29 | 29 | | | | |
| | | | | | | | |
| | | | | | | | |
| | | | | | | | |



30



Thirty

| | | | | | | | |
|--|--|----|----|----|----|--|--|
| | | 30 | 30 | 30 | 30 | | |
| | | 30 | 30 | | | | |
| | | | | | | | |
| | | | | | | | |
| | | | | | | | |

Date:.....

Teacher's sign:.....

Trace and write the numbers.

31

Thirty-one

| | | | | | |
|----|----|----|----|--|--|
| 31 | 31 | 31 | 31 | | |
| 31 | 31 | | | | |
| | | | | | |
| | | | | | |
| | | | | | |

32

Thirty-two

| | | | | | |
|----|----|----|----|--|--|
| 32 | 32 | 32 | 32 | | |
| 32 | 32 | | | | |
| | | | | | |
| | | | | | |
| | | | | | |

Date:.....

Teacher's sign:.....

Trace and write the numbers.



33
Thirty-three

| | | | | | | | |
|--|--|----|----|----|----|--|--|
| | | 33 | 33 | 33 | 33 | | |
| | | 33 | 33 | | | | |
| | | | | | | | |
| | | | | | | | |
| | | | | | | | |



34
Thirty-four

| | | | | | | | |
|--|--|----|----|----|----|--|--|
| | | 34 | 34 | 34 | 34 | | |
| | | 34 | 34 | | | | |
| | | | | | | | |
| | | | | | | | |
| | | | | | | | |

Date:.....

Teacher's sign:.....

Trace and write the numbers.



35

Thirty-five

A yellow rounded square with a blue border contains the number '35' in large pink font. Below it, an orange rounded rectangle with a blue border contains the text 'Thirty-five' in white font. Two orange stars are positioned on the left and right sides of the orange box.

| | | | | | | | |
|--|--|----|----|----|----|--|--|
| | | 35 | 35 | 35 | 35 | | |
| | | 35 | 35 | | | | |
| | | | | | | | |
| | | | | | | | |
| | | | | | | | |



36

Thirty-six

A yellow rounded square with a purple border contains the number '36' in large pink font. Below it, a green rounded rectangle with a purple border contains the text 'Thirty-six' in white font. Two orange stars are positioned on the left and right sides of the green box.

| | | | | | | | |
|--|--|----|----|----|----|--|--|
| | | 36 | 36 | 36 | 36 | | |
| | | 36 | 36 | | | | |
| | | | | | | | |
| | | | | | | | |
| | | | | | | | |

Date:.....

Teacher's sign:.....

Trace and write the numbers.



37
Thirty-seven

| | | | | | | | |
|--|--|----|----|----|----|--|--|
| | | 37 | 37 | 37 | 37 | | |
| | | 37 | 37 | | | | |
| | | | | | | | |
| | | | | | | | |
| | | | | | | | |



38
Thirty-eight

| | | | | | | | |
|--|--|----|----|----|----|--|--|
| | | 38 | 38 | 38 | 38 | | |
| | | 38 | 38 | | | | |
| | | | | | | | |
| | | | | | | | |
| | | | | | | | |

Date:.....

Teacher's sign:.....

Trace and write the numbers.

39

Thirty-nine

39

39

39

39

39

39

| | | | | | | | |
|--|--|--|--|--|--|--|--|
| | | | | | | | |
| | | | | | | | |
| | | | | | | | |

40

Forty

40

40

40

40

40

40

| | | | | | | | |
|--|--|--|--|--|--|--|--|
| | | | | | | | |
| | | | | | | | |
| | | | | | | | |

Date:.....

Teacher's sign:.....

PRACTICE WORKSHEET

Q.1) Write the missing numbers 21 To 40.

21

31

Q.2) Trace and write the correct numbers below.

TWENTY-NINE -

THIRTY-FIVE -

TWENTY-SIX -

TWENTY-ONE -

THIRTY-FOUR -




FOURTY -

Date:.....



Teacher's sign:.....

PRACTICE WORKSHEET





Q.3) Write the before numbers.



Q.3) Write the after numbers.



Q.4) Write the between numbers.



Date:.....

Teacher's sign:.....

Trace and write the numbers.

41

Forty-one

41

41

41

41

41

41

| | | | | | | | |
|--|--|--|--|--|--|--|--|
| | | | | | | | |
| | | | | | | | |
| | | | | | | | |

42

Forty-two

42

42

42

42

42

42

| | | | | | | | |
|--|--|--|--|--|--|--|--|
| | | | | | | | |
| | | | | | | | |
| | | | | | | | |

Date:.....

Teacher's sign:.....

Trace and write the numbers.

43

Forty-three

43

43

43

43

43

43

| | | | | | | | |
|--|--|--|--|--|--|--|--|
| | | | | | | | |
| | | | | | | | |
| | | | | | | | |

44

Forty-four

44

44

44

44

44

44

| | | | | | | | |
|--|--|--|--|--|--|--|--|
| | | | | | | | |
| | | | | | | | |
| | | | | | | | |

Date:.....

Teacher's sign:.....

Trace and write the numbers.

45

Forty-five

45

45

45

45

45

45

| | | | | | | | |
|--|--|----|----|----|----|--|--|
| | | 45 | 45 | 45 | 45 | | |
| | | 45 | 45 | | | | |
| | | | | | | | |
| | | | | | | | |
| | | | | | | | |

46

Forty-six

46

46

46

46

46

46

| | | | | | | | |
|--|--|----|----|----|----|--|--|
| | | 46 | 46 | 46 | 46 | | |
| | | 46 | 46 | | | | |
| | | | | | | | |
| | | | | | | | |
| | | | | | | | |

Date:.....

Teacher's sign:.....

Trace and write the numbers.

47

Forty-seven

47

47

47

47

47

47

| | | | | | | | |
|--|--|--|--|--|--|--|--|
| | | | | | | | |
| | | | | | | | |
| | | | | | | | |

48

Forty-eight

48

48

48

48

48

48

| | | | | | | | |
|--|--|--|--|--|--|--|--|
| | | | | | | | |
| | | | | | | | |
| | | | | | | | |

Date:.....

Teacher's sign:.....

Trace and write the numbers.



49

Forty-nine

A yellow rounded square with a blue border contains the number '49' in large pink font. Below it, a purple rounded rectangle with a blue border contains the text 'Forty-nine' in white font. Two orange stars are positioned on the left and right sides of the purple box.

| | | | | | | | |
|--|--|----|----|----|----|--|--|
| | | 49 | 49 | 49 | 49 | | |
| | | 49 | 49 | | | | |
| | | | | | | | |
| | | | | | | | |
| | | | | | | | |



50

Fifty

A yellow rounded square with a purple border contains the number '50' in large pink font. Below it, a blue rounded rectangle with a purple border contains the text 'Fifty' in white font. Two orange stars are positioned on the left and right sides of the blue box.

| | | | | | | | |
|--|--|----|----|----|----|--|--|
| | | 50 | 50 | 50 | 50 | | |
| | | 50 | 50 | | | | |
| | | | | | | | |
| | | | | | | | |
| | | | | | | | |

Date:.....

Teacher's sign:.....

Trace and write the numbers.



51

Fifty-one

| | | | | | |
|----|----|----|----|--|--|
| 51 | 51 | 51 | 51 | | |
| 51 | 51 | | | | |
| | | | | | |
| | | | | | |
| | | | | | |



52

Fifty-two

| | | | | | |
|----|----|----|----|--|--|
| 52 | 52 | 52 | 52 | | |
| 52 | 52 | | | | |
| | | | | | |
| | | | | | |
| | | | | | |

Date:.....

Teacher's sign:.....

Trace and write the numbers.



53
Fifty-three

| | | | | | |
|----|----|----|----|--|--|
| 53 | 53 | 53 | 53 | | |
| 53 | 53 | | | | |
| | | | | | |
| | | | | | |
| | | | | | |



54
Fifty-four

| | | | | | |
|----|----|----|----|--|--|
| 54 | 54 | 54 | 54 | | |
| 54 | 54 | | | | |
| | | | | | |
| | | | | | |
| | | | | | |

Date:.....

Teacher's sign:.....

Trace and write the numbers.



55

Fifty-five

A yellow rounded square with a blue border contains the number '55' in large pink font. Below it, a red rounded rectangle with a blue border contains the text 'Fifty-five' in white font. Two orange stars are positioned on the left and right sides of the red box.

| | | | | | | | |
|--|--|----|----|----|----|--|--|
| | | 55 | 55 | 55 | 55 | | |
| | | 55 | 55 | | | | |
| | | | | | | | |
| | | | | | | | |
| | | | | | | | |



56

Fifty-six

A yellow rounded square with a purple border contains the number '56' in large pink font. Below it, a teal rounded rectangle with a purple border contains the text 'Fifty-six' in white font. Two orange stars are positioned on the left and right sides of the teal box.

| | | | | | | | |
|--|--|----|----|----|----|--|--|
| | | 56 | 56 | 56 | 56 | | |
| | | 56 | 56 | | | | |
| | | | | | | | |
| | | | | | | | |
| | | | | | | | |

Date:.....

Teacher's sign:.....

Trace and write the numbers.



57



Fifty-seven

| | | | | | |
|----|----|----|----|--|--|
| 57 | 57 | 57 | 57 | | |
| 57 | 57 | | | | |
| | | | | | |
| | | | | | |
| | | | | | |



58



Fifty-eight

| | | | | | |
|----|----|----|----|--|--|
| 58 | 58 | 58 | 58 | | |
| 58 | 58 | | | | |
| | | | | | |
| | | | | | |
| | | | | | |

Date:.....

Teacher's sign:.....

Trace and write the numbers.



59

Fifty-nine

A yellow box with the number 59 in pink, and a green box with the text 'Fifty-nine' in white. Two orange stars are placed on the left and right sides of the boxes.

| | | | | | | | |
|--|--|----|----|----|----|--|--|
| | | 59 | 59 | 59 | 59 | | |
| | | 59 | 59 | | | | |
| | | | | | | | |
| | | | | | | | |
| | | | | | | | |



60

Sixty

A yellow box with the number 60 in pink, and a blue box with the text 'Sixty' in white. Two orange stars are placed on the left and right sides of the boxes.

| | | | | | | | |
|--|--|----|----|----|----|--|--|
| | | 60 | 60 | 60 | 60 | | |
| | | 60 | 60 | | | | |
| | | | | | | | |
| | | | | | | | |
| | | | | | | | |

Date:.....

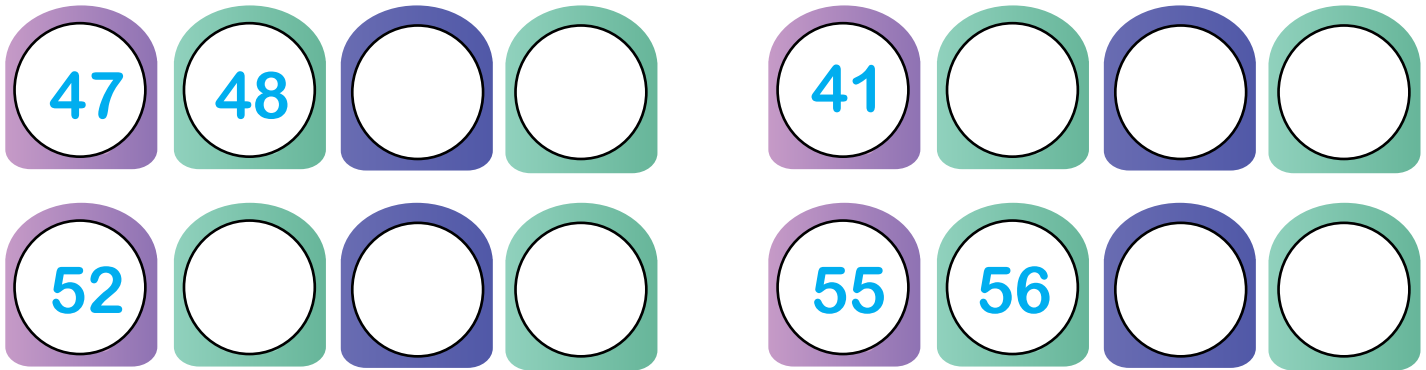
Teacher's sign:.....

PRACTICE WORKSHEET

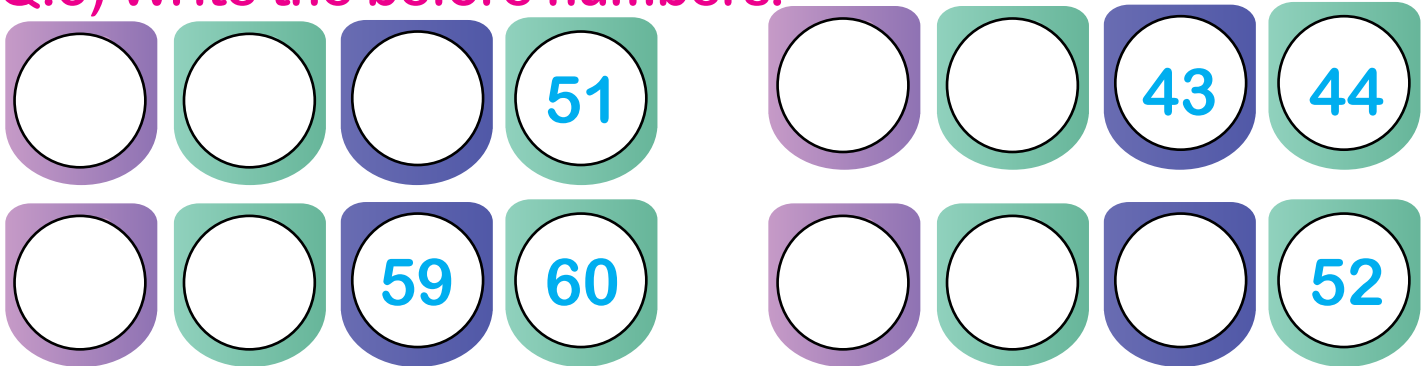
Q.1) Write the missing numbers 41 To 60.




Q.2) Write the after number.



Q.3) Write the before numbers.



Q.4) Write the between numbers.



Date:.....

Teacher's sign:.....

 **PRACTICE WORKSHEET** 

Q.5) Complete the number name and match with the correct number and also color them in the same color.

FO__TY-FO__R

• 60

__ORTY-N__NE

• 51

FI__TY-EIGH__

• 44

FIF__Y-O__E

• 49

S__XTY

• 42

FI__TY-T__REE

• 47

F__RTY-__EVEN

• 58

FOR__Y-T__O

• 53

Date:.....

Teacher's sign:.....

Trace and write the numbers.

61

Sixty-one

| | | | | | |
|----|----|----|----|--|--|
| 61 | 61 | 61 | 61 | | |
| 61 | 61 | | | | |
| | | | | | |
| | | | | | |
| | | | | | |

62

Sixty-two

| | | | | | |
|----|----|----|----|--|--|
| 62 | 62 | 62 | 62 | | |
| 62 | 62 | | | | |
| | | | | | |
| | | | | | |
| | | | | | |

Date:.....

Teacher's sign:.....

Trace and write the numbers.



63



Sixty-three

| | | | | | |
|----|----|----|----|--|--|
| 63 | 63 | 63 | 63 | | |
| 63 | 63 | | | | |
| | | | | | |
| | | | | | |
| | | | | | |



64



Sixty-four

| | | | | | |
|----|----|----|----|--|--|
| 64 | 64 | 64 | 64 | | |
| 64 | 64 | | | | |
| | | | | | |
| | | | | | |
| | | | | | |

Date:.....

Teacher's sign:.....

Trace and write the numbers.



65



Sixty-five

| | | | | | |
|----|----|----|----|--|--|
| 65 | 65 | 65 | 65 | | |
| 65 | 65 | | | | |
| | | | | | |
| | | | | | |
| | | | | | |



66



Sixty-six

| | | | | | |
|----|----|----|----|--|--|
| 66 | 66 | 66 | 66 | | |
| 66 | 66 | | | | |
| | | | | | |
| | | | | | |
| | | | | | |

Date:.....

Teacher's sign:.....

Trace and write the numbers.



67



Sixty-seven

| | | | | | |
|----|----|----|----|--|--|
| 67 | 67 | 67 | 67 | | |
| 67 | 67 | | | | |
| | | | | | |
| | | | | | |
| | | | | | |



68



Sixty-eight

| | | | | | |
|----|----|----|----|--|--|
| 68 | 68 | 68 | 68 | | |
| 68 | 68 | | | | |
| | | | | | |
| | | | | | |
| | | | | | |

Date:.....

Teacher's sign:.....

Trace and write the numbers.



69

Sixty-nine

A yellow rounded square with a blue border contains the number '69' in pink. Below it, an orange rounded rectangle with a blue border contains the text 'Sixty-nine' in white. Two yellow stars are positioned on the left and right sides of the orange box.

| | | | | | | | |
|--|--|----|----|----|----|--|--|
| | | 69 | 69 | 69 | 69 | | |
| | | 69 | 69 | | | | |
| | | | | | | | |
| | | | | | | | |
| | | | | | | | |



70

Seventy

A yellow rounded square with a purple border contains the number '70' in pink. Below it, a green rounded rectangle with a purple border contains the text 'Seventy' in white. Two yellow stars are positioned on the left and right sides of the green box.

| | | | | | | | |
|--|--|----|----|----|----|--|--|
| | | 70 | 70 | 70 | 70 | | |
| | | 70 | 70 | | | | |
| | | | | | | | |
| | | | | | | | |
| | | | | | | | |

Date:.....

Teacher's sign:.....

Trace and write the numbers.



71



Seventy-one

| | | | | | | | |
|--|--|----|----|----|----|--|--|
| | | 71 | 71 | 71 | 71 | | |
| | | 71 | 71 | | | | |
| | | | | | | | |
| | | | | | | | |
| | | | | | | | |



72



Seventy-two

| | | | | | | | |
|--|--|----|----|----|----|--|--|
| | | 72 | 72 | 72 | 72 | | |
| | | 72 | 72 | | | | |
| | | | | | | | |
| | | | | | | | |
| | | | | | | | |

Date:.....

Teacher's sign:.....

Trace and write the numbers.



73
Seventy-three

| | | | | | |
|----|----|----|----|--|--|
| 73 | 73 | 73 | 73 | | |
| 73 | 73 | | | | |
| | | | | | |
| | | | | | |
| | | | | | |



74
Seventy-four

| | | | | | |
|----|----|----|----|--|--|
| 74 | 74 | 74 | 74 | | |
| 74 | 74 | | | | |
| | | | | | |
| | | | | | |
| | | | | | |

Date:.....

Teacher's sign:.....

Trace and write the numbers.



75

Seventy-five

A yellow rounded square with a blue border contains the number '75' in large pink font. Below it, an orange rounded rectangle with a blue border contains the text 'Seventy-five' in white font. Two orange stars are positioned on the left and right sides of the orange box.

| | | | | | | | |
|--|--|----|----|----|----|--|--|
| | | 75 | 75 | 75 | 75 | | |
| | | 75 | 75 | | | | |
| | | | | | | | |
| | | | | | | | |
| | | | | | | | |



76

Seventy-six

A yellow rounded square with a purple border contains the number '76' in large pink font. Below it, a green rounded rectangle with a purple border contains the text 'Seventy-six' in white font. Two orange stars are positioned on the left and right sides of the green box.

| | | | | | | | |
|--|--|----|----|----|----|--|--|
| | | 76 | 76 | 76 | 76 | | |
| | | 76 | 76 | | | | |
| | | | | | | | |
| | | | | | | | |
| | | | | | | | |

Date:.....

Teacher's sign:.....

Trace and write the numbers.



77
Seventy-seven

| | | | | | | | |
|--|--|----|----|----|----|--|--|
| | | 77 | 77 | 77 | 77 | | |
| | | 77 | 77 | | | | |
| | | | | | | | |
| | | | | | | | |
| | | | | | | | |



78
Seventy-eight

| | | | | | | | |
|--|--|----|----|----|----|--|--|
| | | 78 | 78 | 78 | 78 | | |
| | | 78 | 78 | | | | |
| | | | | | | | |
| | | | | | | | |
| | | | | | | | |

Date:.....

Teacher's sign:.....

Trace and write the numbers.



79

Seventy-nine

A yellow rounded square with a blue border contains the number '79' in large pink font. Below it, a red rounded rectangle contains the text 'Seventy-nine' in white font. Two yellow stars are placed on the left and right sides of the red box.

| | | | | | | | |
|--|--|----|----|----|----|--|--|
| | | 79 | 79 | 79 | 79 | | |
| | | 79 | 79 | | | | |
| | | | | | | | |
| | | | | | | | |
| | | | | | | | |



80

Eighty

A yellow rounded square with a purple border contains the number '80' in large pink font. Below it, a blue rounded rectangle contains the text 'Eighty' in white font. Two yellow stars are placed on the left and right sides of the blue box.


| | | | | | | | |
|--|--|----|----|----|----|--|--|
| | | 80 | 80 | 80 | 80 | | |
| | | 80 | 80 | | | | |
| | | | | | | | |
| | | | | | | | |
| | | | | | | | |

Date:.....

Teacher's sign:.....

PRACTICE WORKSHEET

Q.1) Complete the missing numbers between 61 To 80

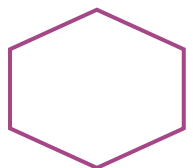


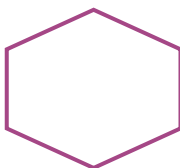
Q.2) Trace and write the correct number of the number names.

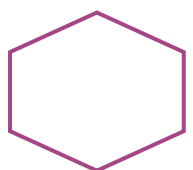
SIXTY-THREE — 

SEVENTY-FOUR — 

SIXTY-NINE — 

SEVENTY-SIX — 

SIXTY-SEVEN — 

SEVENTY-EIGHT — 

Date:.....

Teacher's sign:.....

PRACTICE WORKSHEET

Q.3) Write the number names of the following numbers.

71



.....

66



.....

78



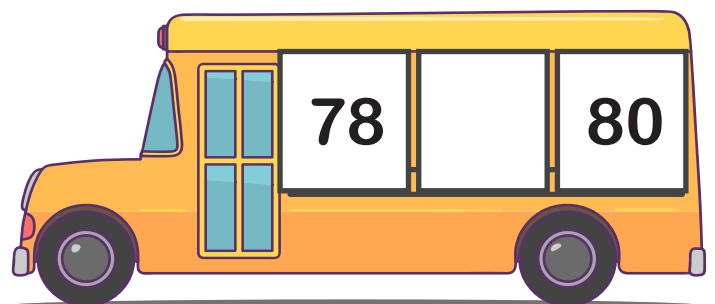
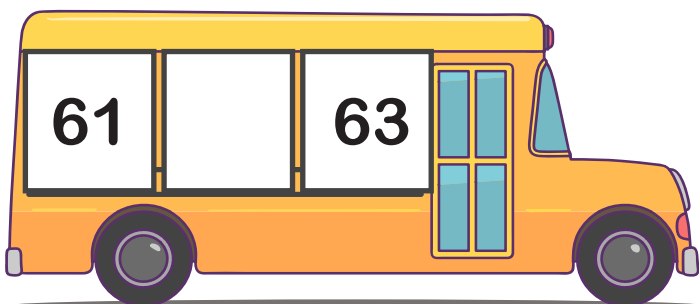
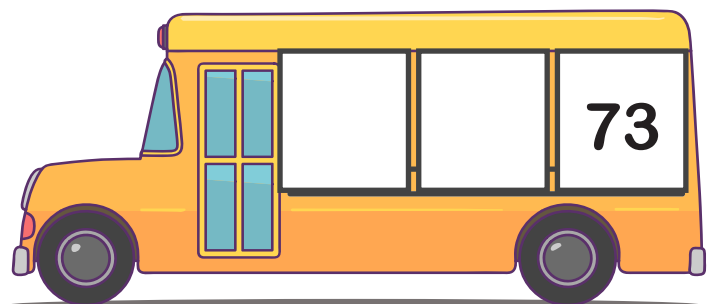
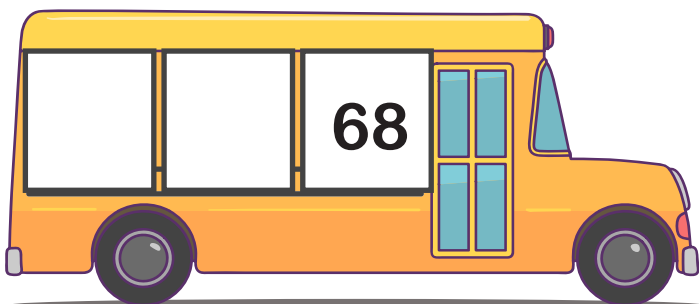
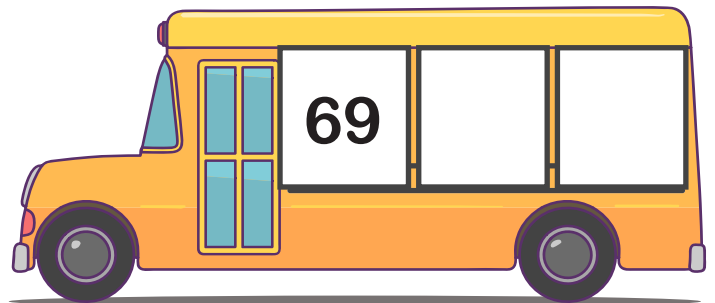
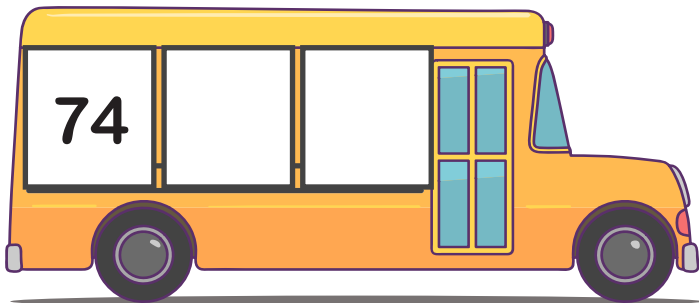
.....

69



.....

Q.4) Write the after, before and between number.



Date:.....

Teacher's sign:.....

PRACTICE WORKSHEET

Q.5) Connect the numbers dots serially and colour the picture.



Date:.....



Teacher's sign:.....

Trace and write the numbers.

81

Eighty-one

| | | | | | | | |
|--|--|----|----|----|----|--|--|
| | | 81 | 81 | 81 | 81 | | |
| | | 81 | 81 | | | | |
| | | | | | | | |
| | | | | | | | |
| | | | | | | | |

82

Eighty-two

| | | | | | | | |
|--|--|----|----|----|----|--|--|
| | | 82 | 82 | 82 | 82 | | |
| | | 82 | 82 | | | | |
| | | | | | | | |
| | | | | | | | |
| | | | | | | | |

Date:.....

Teacher's sign:.....

Trace and write the numbers.



83



Eighty-three

| | | | | | | | |
|--|--|----|----|----|----|--|--|
| | | 83 | 83 | 83 | 83 | | |
| | | 83 | 83 | | | | |
| | | | | | | | |
| | | | | | | | |
| | | | | | | | |



84



Eighty-four

| | | | | | | | |
|--|--|----|----|----|----|--|--|
| | | 84 | 84 | 84 | 84 | | |
| | | 84 | 84 | | | | |
| | | | | | | | |
| | | | | | | | |
| | | | | | | | |

Date:.....

Teacher's sign:.....

Trace and write the numbers.



85



Eighty-five



| | | | | | | | |
|--|--|----|----|----|----|--|--|
| | | 85 | 85 | 85 | 85 | | |
| | | 85 | 85 | | | | |
| | | | | | | | |
| | | | | | | | |
| | | | | | | | |



86



Eighty-six



| | | | | | | | |
|--|--|----|----|----|----|--|--|
| | | 86 | 86 | 86 | 86 | | |
| | | 86 | 86 | | | | |
| | | | | | | | |
| | | | | | | | |
| | | | | | | | |

Date:.....

Teacher's sign:.....

Trace and write the numbers.



87

Eighty-seven

| | | | | | |
|----|----|----|----|--|--|
| 87 | 87 | 87 | 87 | | |
| 87 | 87 | | | | |
| | | | | | |
| | | | | | |
| | | | | | |



88

Eighty-eight

| | | | | | |
|----|----|----|----|--|--|
| 88 | 88 | 88 | 88 | | |
| 88 | 88 | | | | |
| | | | | | |
| | | | | | |
| | | | | | |

Date:.....

Teacher's sign:.....

Trace and write the numbers.



89



Eighty-nine

| | | | | | | | |
|--|--|----|----|----|----|--|--|
| | | 89 | 89 | 89 | 89 | | |
| | | 89 | 89 | | | | |
| | | | | | | | |
| | | | | | | | |
| | | | | | | | |



90



Ninety

| | | | | | | | |
|--|--|----|----|----|----|--|--|
| | | 90 | 90 | 90 | 90 | | |
| | | 90 | 90 | | | | |
| | | | | | | | |
| | | | | | | | |
| | | | | | | | |

Date:.....

Teacher's sign:.....

Trace and write the numbers.



91
Ninety-one

| | | | | | | | |
|--|--|----|----|----|----|--|--|
| | | 91 | 91 | 91 | 91 | | |
| | | 91 | 91 | | | | |
| | | | | | | | |
| | | | | | | | |
| | | | | | | | |



92
Ninety-two

| | | | | | | | |
|--|--|----|----|----|----|--|--|
| | | 92 | 92 | 92 | 92 | | |
| | | 92 | 92 | | | | |
| | | | | | | | |
| | | | | | | | |
| | | | | | | | |

Date:.....

Teacher's sign:.....

Trace and write the numbers.



93



Ninety-three



| | | | | | | | |
|--|--|----|----|----|----|--|--|
| | | 93 | 93 | 93 | 93 | | |
| | | 93 | 93 | | | | |
| | | | | | | | |
| | | | | | | | |
| | | | | | | | |



94



Ninety-four



| | | | | | | | |
|--|--|----|----|----|----|--|--|
| | | 94 | 94 | 94 | 94 | | |
| | | 94 | 94 | | | | |
| | | | | | | | |
| | | | | | | | |
| | | | | | | | |

Date:.....

Teacher's sign:.....

Trace and write the numbers.



95

Ninety-five

A yellow rounded square with the number '95' in large pink font. Below it is a blue rounded rectangle with the text 'Ninety-five' in white. Two orange stars are placed on the left and right sides of the blue box.

| | | | | | | | |
|--|--|----|----|----|----|--|--|
| | | 95 | 95 | 95 | 95 | | |
| | | 95 | 95 | | | | |
| | | | | | | | |
| | | | | | | | |
| | | | | | | | |



96

Ninety-six

A yellow rounded square with the number '96' in large pink font. Below it is a teal rounded rectangle with the text 'Ninety-six' in white. Two orange stars are placed on the left and right sides of the teal box.

| | | | | | | | |
|--|--|----|----|----|----|--|--|
| | | 96 | 96 | 96 | 96 | | |
| | | 96 | 96 | | | | |
| | | | | | | | |
| | | | | | | | |
| | | | | | | | |

Date:.....

Teacher's sign:.....

Trace and write the numbers.

97
Ninety-seven

| | | | | | | | |
|--|--|----|----|----|----|--|--|
| | | 97 | 97 | 97 | 97 | | |
| | | 97 | 97 | | | | |
| | | | | | | | |
| | | | | | | | |
| | | | | | | | |

98
Ninety-eight

| | | | | | | | |
|--|--|----|----|----|----|--|--|
| | | 98 | 98 | 98 | 98 | | |
| | | 98 | 98 | | | | |
| | | | | | | | |
| | | | | | | | |
| | | | | | | | |

Date:.....

Teacher's sign:.....

Trace and write the numbers.



99
Ninety-nine

| | | | | | | | |
|--|--|----|----|----|----|--|--|
| | | 99 | 99 | 99 | 99 | | |
| | | 99 | 99 | | | | |
| | | | | | | | |
| | | | | | | | |
| | | | | | | | |



100
Hundred


| | | | | | | | |
|--|--|-----|-----|-----|-----|--|--|
| | | 100 | 100 | 100 | 100 | | |
| | | 100 | 100 | | | | |
| | | | | | | | |
| | | | | | | | |
| | | | | | | | |

Date:.....


Teacher's sign:.....


PRACTICE WORKSHEET


Q.1) Write the missing numbers 81 To 100




Q.2) Trace the number names and write the correct number.

EIGHTY - FIVE — 

NINETY - SIX — 

EIGHTY - ONE — 

NINETY - FOUR — 

EIGHTY - THREE — 

NINETY - TWO — 

Date:.....

Teacher's sign:.....

PRACTICE WORKSHEET

Q.3) Encircle the numbers between 81 To 100

89 95 61 62 99
89 100 91 76 44
69 59 89 81
70 97
83 86 93 87 88 49
55

Q.4) Write the after, before and between.

81

91

95 96

87 88

88 89

95 98

92 95


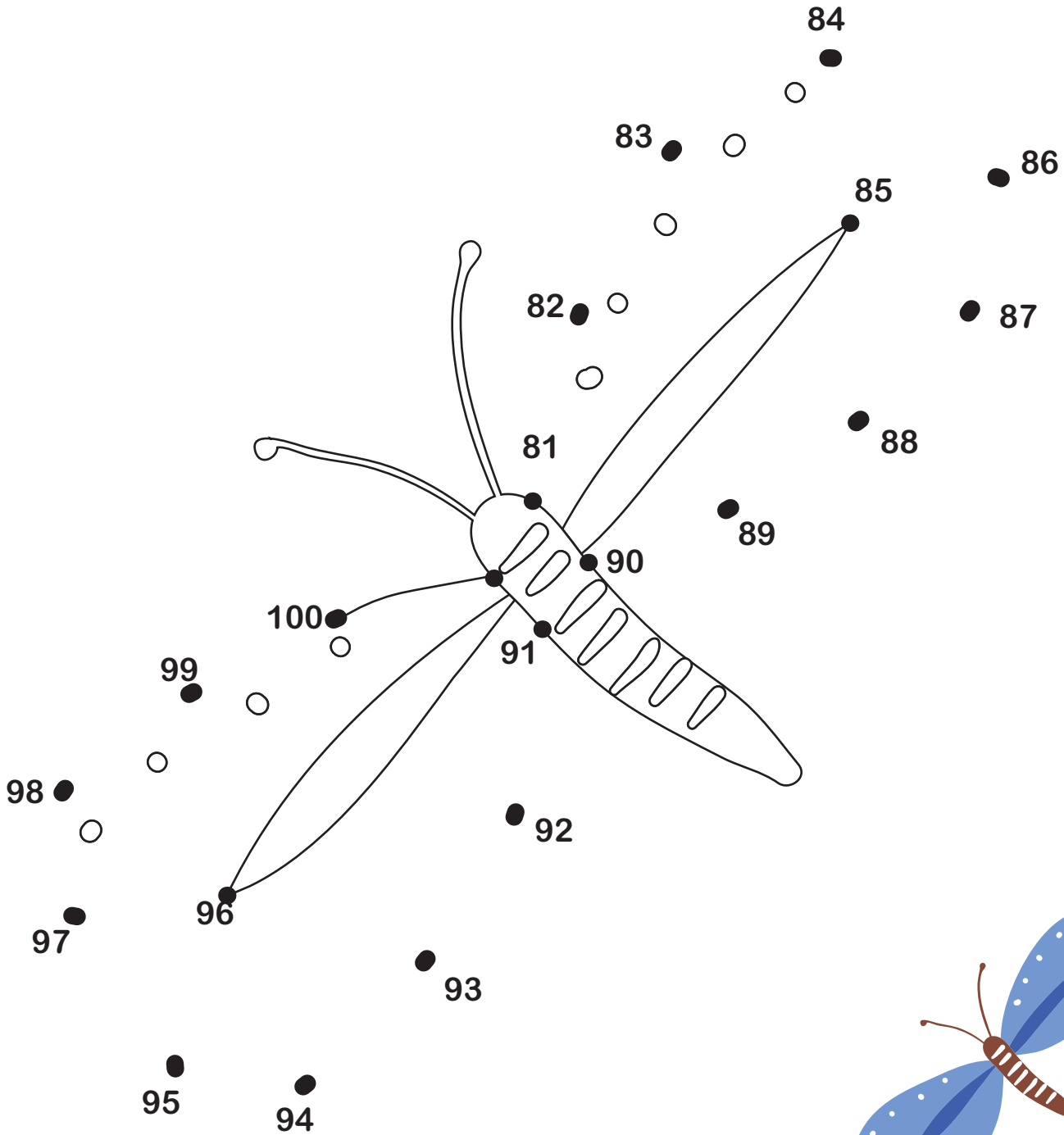
85 88

Date:.....

Teacher's sign:.....

PRACTICE WORKSHEET

Q.5) Connect the dots serially from 81 To 100 and colour the picture.



Date:.....

Teacher's sign:.....

PRACTICE WORKSHEET

**Q.5) Complete the missing numbers from
1 To 100.**

| | | | | | | | | | |
|---|----|----|----|----|----|----|----|----|-----|
| 1 | 11 | 21 | 31 | 41 | 51 | 61 | 71 | 81 | 91 |
| | | | | | | | | | |
| | | | | | | | | | |
| | | | | | | | | | |
| | | | | | | | | | |
| | | | | | | | | | |
| | | | | | | | | | |
| | | | | | | | | | |
| | | | | | | | | | |
| | | | | | | | | | |
| | | | | | | | | | 100 |

Date:.....

Teacher's sign:.....

Q.6) Write the backward counting numbers from
100 To 1

100

100

1

Date:.....

Teacher's sign:.....



TIMELY PUBLICATIONS

Near Naik Wada, Naik Road,
Mahal, Nagpur. 440032

E-mail : timelypublications@gmail.com
www.timelypublication.com

- **Book Design By** : Shivali A. Puri
- **Printed by** : Sanjay Offset, New Shukrawari, Nagpur.
- **Revised Edition** : 2026

© All Rights Reserved with Publisher.

All Books are Available at :

• Mumbai • Ahmadabad • Hyderabad • Delhi • Bhopal.

ISBN 978-81-933713-9-8



9 788193 371398

₹ 199.00