




# PHONIC BOOK



The main title "PHONIC BOOK" is written in large, bold, pink letters. The letter 'O' is replaced by a cartoon face with large, wide eyes and a wide, open smile showing red lips. To the left of the title, a cartoon monkey is sitting on a green swing. To the right, a blue paper airplane is flying upwards, leaving a dashed line trail. Below the title, a large purple letter 'B' is centered, surrounded by a circular arrangement of colorful dots in shades of blue, purple, pink, and orange.



TIMELY PUBLICATION



TIMELY PUBLICATION



# PHONIC BOOK

A English Primer Book

# B



PASTE YOUR PHOTO

My Name Is.....

I Am.....years Old.

I Am In Std. ....

My School Name Is.....

.....

By Mrs. Vaishnavi S. Giri

# Contents

1. Numbers 1 to 20	3 - 8	17. Use of "Is / Am/ Are"	43 - 44
2. Vowel sounds 'a'	9 - 10	18. Use of "This / These / That / Those"	45 - 47
3. Vowel sounds 'e'	11 - 12	19. Use of "In / On and Under"	48 - 49
4. Vowel sounds 'i'	13 - 14	20. Use of "Yes / No"	50 - 51
5. Vowel sounds 'o'	15 - 16	21. Action Words	52 - 54
6. Vowel sounds 'u'	17 - 20	22. Adjective	55 - 56
7. Br, Cr sound words	21 - 22	23. Use of "Can / Can't"	57 - 58
8. Dr, Gr sound words	23 - 26	24. Opposite Words	59 - 60
9. Fl, Pl sound words	27 - 28	25. Use of "And"	61
10. oo, oa, ou sound words	29 - 30	26. Good Habits	62
11. ee, ea, ey sound words	31 - 32	27. Good Manners	63
12. Use of "A / An / The"	33 - 34	28. Rhyming Words	64 - 65
13. Use of "I / My / We / Our"	35 - 36	29. Conversation - 1	66
14. One or Many	37 - 38	29. Conversation - 2	67
15. Use of "He/ She / They"	39 - 40	29. Conversation - 3	68
16. Use of "His / Her"	41 - 42		



# 1

# ALPHABET AND SPELLING



# A a



Apple



Ant



Axe

# B b



Bat



Ball



Bag

# C c



Cat



Candy



Camel

# D d



Dog



Door




Drum

# E e



Egg



Elephant



Eye

# F f



Fan



Fox



Fish

# G g



Gun



Giraffe

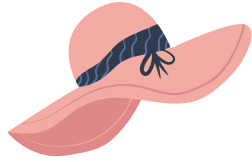


Guitar

Date : ...../...../.....

Teacher's Sign : .....


H h



Hat



Horse



Hill

I i



Iron



Ice



Ice-cream

J j



Jug



Joker



Jam

K k



Kite



Key



Kangaroo

L l



Lion



Lotus



Lollypop

M m



Mouse



Monkey



Moon

N n



Nose



Nurse



Nuts

O o



Orange



Owl



Onion

P p



Parrot



Pencil



Pizza

Q q



Queen



Quill



Question

R r



Rocket



Ring



Robot

S s



Sun



Star



Strawberry

T t



Tiger



Table



Tea

U u



Umbrella



Uniform



Unicorn

V v



Van



Vegetables




Vulture

W w



Watch



Watermelon

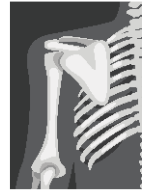


Window

X x



X-mas



X-ray



Xylophone

Y y



Yak



Yarn

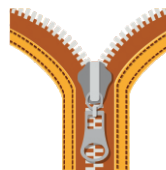


Yatch

Z z



Zebra



Zip



Zoo



# Practice Worksheet



Write the missing capital and small letters **Aa** to **Zz**.

Aa

Blank handwriting box for Bb

Cc

Blank handwriting box for Dd

Ee

Ff

Blank handwriting box for Gg

Hh

Blank handwriting box for Ii

Blank handwriting box for Jj

Kk

Blank handwriting box for Ll

Mm

Blank handwriting box for Nn

Blank handwriting box for Oo

Pp

Blank handwriting box for Qq

Rr

Ss

Blank handwriting box for Tt

Uu

Vv

Blank handwriting box for Ww

Xx

Blank handwriting box for Yy

Zz

Date : ...../...../.....

Teacher's Sign : .....



# Practice Worksheet



Make a word from a given alphabet.

B - .....

S - .....

D - .....

U - .....

C - .....

P - .....

H - .....

X - .....

L - .....

T - .....

M - .....

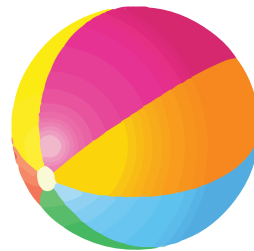
Z - .....



Look at the picture and write it's spelling.



Blank writing box with three lines.



Blank writing box with three lines.



Blank writing box with three lines.



Blank writing box with three lines.



# 2 VOWELS SOUNDS 'a'



Look at the picture and read the words.



A cat is on a mat.



It is a fat cat.



A bag is on the table.




A parrot is on the tree.

Read and Learn :

at	an	ap	ad	am	ag
sat	can	cap	dad	jam	bag
mat	van	map	mad	sam	tag
rat	fan	lap	sad	dam	sag
bat	man	nap	bad	ham	hag

Look at the picture and read the words.




a bat



a bag




a mat



a fan



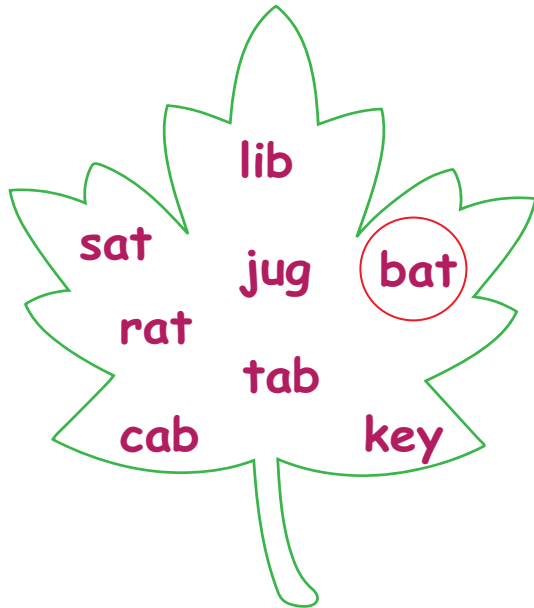
a cat




# Practice Worksheet




Circle the 'a' sound word and write it in the box.




Look at the pictures and write missing vowels below.



C  mel



nt



F  n



M  n



C  r



T  ble

Date : ...../...../.....


Teacher's Sign : .....



# 3 VOWELS SOUND 'e'



Look at the picture and read the words.



A jet in the sky.

A red pen on a bed.



A big fat hen.



An egg is in a nest.

Read and Learn :

ed	en	et	eg	ell
bed	ten	pet	leg	bell
red	men	met	beg	well
fed	pen	wet	egg	yell
ted	den	jet	peg	fell

Look at the picture and read the words.




a bell



a hen



a pet



a leg



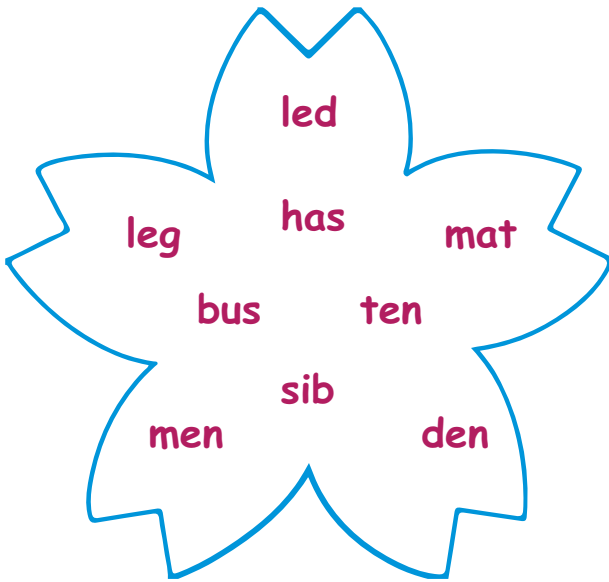
a net




# Practice Worksheet



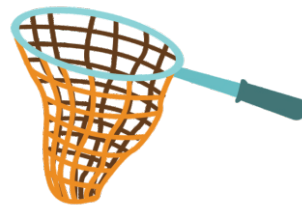
Circle the 'e' sound word and write it in the box.



Look at the pictures and write missing vowels below.



l  g



N  t



B  ll



V  getable



H  n



# 4 VOWELS SOUND 'i'



Look at the picture and read the words.



Tim hit the tin.



Jim eat a pill.



Jill went up the hill.



Tim is ill.

Read and Learn :

it	in	id	ig	im	ip
hit	bin	kid	big	jim	sip
fit	pin	hid	pig	him	zip
kit	win	lid	zig	wim	tip
sit	tin	did	wig	kim	hip

Look at the picture and read the words.




a nib



a pin




a bib



a hill




a milk



# Practice Worksheet



Circle the 'i' sound word and write it in the box.



Write missing vowels below and match the pair with pictures.




K.....te



L.....on

R.....ng



H.....ll



G.....raffe



# 5 VOWELS SOUND 'O'



Look at the picture and read the words.



A **Box** is on a **cot**.



A **boy** is on a **log**.



A **dog** and a **top**.



A **clock** is on a **wall**.

Read and Learn :

ot	ob	og	op	oy	ox
hot	job	fog	pop	joy	box
cot	rob	jog	hop	doy	fox
not	mob	hog	cop	boy	lox
lot	bob	bog	lop	toy	pox

Look at the picture and read the words.



a **log**



a **top**




a **pot**



a **dog**



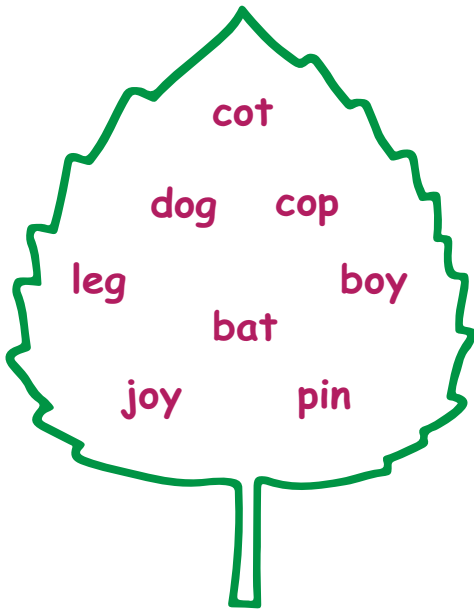
a **lock**



# Practice Worksheet



Circle the 'o' sound word and write it in the box.



Look at the pictures and write missing vowels below.



D  g



l  llip  p



n  se



r  se



j  ker



# 6

# VOWELS SOUND 'u'



Look at the picture and read the words.



A pup on a rug.



A rug in a sun.



A pup in a tub.



A cub near a hut.

Read and Learn :

ug	un	ut	ub	ud	up
mug	gun	cut	tub	mud	up
bug	fun	nut	cub	bud	pup
jug	run	but	sub	cud	sup
dug	nun	gut	rub	stud	cup

Look at the picture and read the words.



a cup



a bus




a bun



a sun



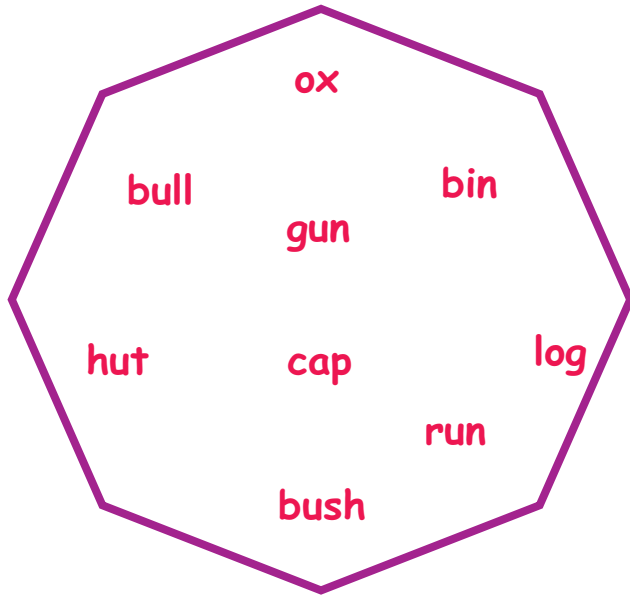
a hut



# Practice Worksheet



Circle the 'u' sound word and write it in the box.



Look at the pictures and write its spelling.





# Practice Worksheet



Match the pair of words with sounds.

Sound

a

e

i

o

u

Words

cup

dog


bag

bell


hill

Also you can color the vowel tab and the name used of that vowel in same colour.

Circle the correct vowel.




aeiouu




aeiou



aeiou




aeiou



aeiou



aeiou



aeiou



aeiou

duck, pot, bell, candy, bird, tree, hen, joker



Observe the pictures and fill the missing vowels.



....ppl....



r....bb....t




p....nc....l



b....s



s....n



....r....nge



c....k....



m.....se



h....us....



f....sh



g....rl



z....bra



# 7

# Br, Cr, Sound Words



## Br sounds :




Brick




Brown



Bread



Brinjal



Broom

## Cr sounds :



Crab



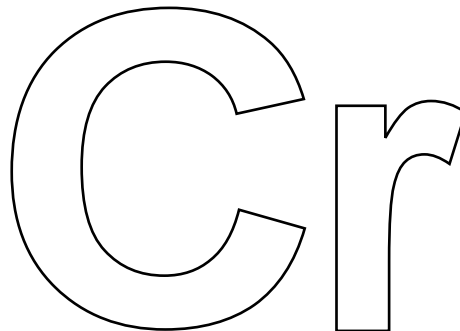
Crown




Crow



Cry



Crib




# Practice Worksheet



Fill in the blanks with the missing blends. (Br, Cr)



ab



injal



ick



own



rush



ow



own



ib



Trace the spelling..

Bread

Brown

Brinjal

Brick

Brush

Broom

Crab

Crown

Crow


Cry

Crib



# 8

## Dr, Gr Sound Words



### Dr sounds :



Draw




Drop



Drink



Dress



Drum


### Gr sounds :



Grass



Grapes



Green



Group



Grains



# Practice Worksheet



Fill in the blanks with the missing blends. (Dr, Gr)



**ess**



**apes**



**ass**



**um**



**op**



**ink**



**ains**



**een**



Trace the spellings.

Draw      Drop      Drum


Drink      Dress      Dream

Grass      Green      Grapes

Group      Grains





# Practice Worksheet



Make words beginning with Br, Dr, Cr, and Gr.



Look at the pictures and write its spelling.



Date : ...../...../.....

Teacher's Sign : .....



Identify the following br, dr, cr, gr sound words and colour them as mentioned below.

(Br - blue, dr - red, cr - brown, gr - green)

**broke**

drum

crab

groom

**gram**

bride

creep

**drop**

**crack**

grass

drive

brave

# 9

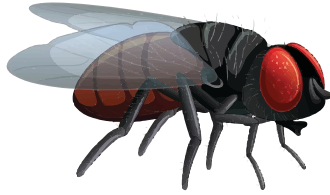
# FI, PI Sound Words



## FI sounds :



Flower



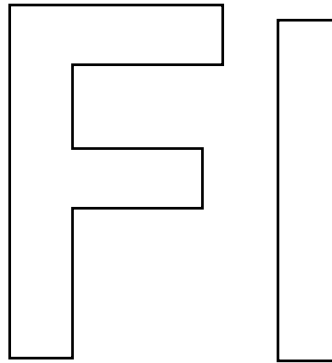
Fly



Flute



Flag



Flame

## PI sounds :




Plum



Plate



Play




Plug



Plant



# Practice Worksheet



Fill in the blanks with the missing blends. (Fl, Pl)



ower



ame




ate



um



ag



y



ant



ay



Trace the spelling.

Flower      Flute      Fly

Flag      Flame

Plum      Plug      Plate

Plant      Play

# 10 oo, oa, ou Sound Words



oo sounds :



**Book**



**Foot**



**Wood**

oa sounds :



**Boat**




**Coat**



**Soap**

ou sounds :




**Clouds**



**House**



**Mouse**



# Practice Worksheet



Fill in the blanks with the missing blends.  
(oo, oa, ou)



M.....n



C.....t




M.....se



W.....d



B.....t



Cl.....ds



T.....ls



H.....se



Trace the spelling.

Book      Foot      Wood

Boat      Coal      Soap


Clouds      House      Mouse



# ee, ea, ey Sound Words



ee sounds :



Tree



Bee



Jeep

ea sounds :



Tea



Leaf



Beak


ey sounds :




Donkey



Monkey



Keys



# Practice Worksheet



Read the below words and write ee, ea, and ey sounds words in the boxes.

We can also color the ee, ea, and ey in different colors.

ee

ea

ey

Green	Money	Sweet
Keys	Lean	Weep
Bean	Dream	Monkey
Keep	Keyhole	Jeans
Clean	Jeep	Donkey



# 12 Use of 'A / An / The'



'A' is used if the names of object begins with a consonant.



**a** ball



**a** key



**a** jug


'An' is used if the names of object begins with a vowel.



**an** axe



**an** orange



**an** elephant

'The' is used before specific names.



This is a parrot.  
**The** parrot is green.

This is a ice-cream.  
**The** ice-cream is tasty.



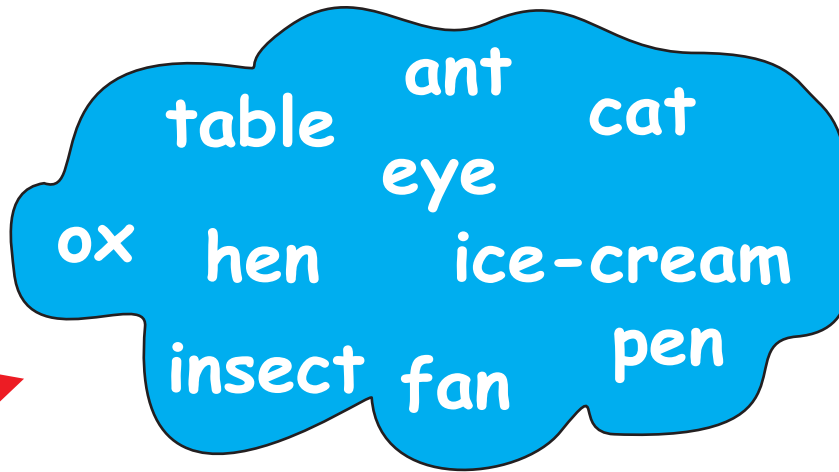
This is a girl.  
**The** girl is beautiful.



# Practice Worksheet

Choose the word from shape and write in the box of 'A' if the first letter of the word is consonant and write in box of 'An' if the first letter of the word is vowel.

One has been done for you.






Fill in the blanks.



1. This is a cat.  
.....cat is white.



2. This is a dog.  
.....dog is happy.



3. This is a fish.  
.....fish is orange.

# 13 Use of 'I / My / We / Our'



## Use of 'I / My'

- \* 'I' is used for self.
- \* 'My' is used for the things or people that belong to me.



I am playing with **my** football.



I draw in **my** drawing book



I am going to school with **my** bag.

## Use of 'We / Our'

- \* 'We' is used for a two or more people or group that includes me.
- \* 'Our' is used for things or peoples that belongs to us.




**We** are brothers.  
We play with **our** ball.



**We** are friends.  
We play with **our** doll.



**We** are friends.  
We going to school in **our** bus.



# Practice Worksheet



Fill in the blanks using 'I / My / We / Our'.



1. .... am playing with  
..... teddy bear.



2. .... am Swati this  
is ..... home.



3. .... am a student.  
..... name is raj.



4. .... learn new things.  
We ask ..... teacher.



5. .... are Indians.  
India is ..... country.



# 14

## One or Many



'One' only one thing.

'Many' is used for more than one things.

One




One apple



One mango



One lock




One kite



One boy

More




Many apples



Many mangos



Many locks



Many kites



Many boys

# 15

## Usage of 'He / She / They'



'He' is used for boy, man or male gender.



He is Rohit.  
He is a student.



He is Karan.  
He is eating.



He is Mr. Kale.  
He is a doctor.

'She' is used for girl, woman or female gender.



She is Komal.  
She is a girl.



She is Saloni.  
She is a reading.



She is Mrs. Pallavi.  
She is a teacher.

'They' is used for more than one people or things.



She is Radha.  
She is Sonu.  
They are friends.




He doctor.  
She is a nurse.  
They in Hospital  
work.



He is Aman.  
He is Rahul.  
They are players.



# Practice Worksheet



## Match the pair.

She is a girl.



He is a boy.



They are teachers.



They are doctors.



She is a nurse.



## Look at the pictures and write the correct pronoun.

(He, She, They)



.....



.....



.....



.....



.....



.....



.....



.....

Date : ...../...../.....

Teacher's Sign : .....

# 15 Use of 'His / Her'



'His' is used for the things or people that belongs to male.

This is Kapil.  
This is **his** ice-cream.  
**His** ice-cream is tasty.



This is Tejas.  
This is **his** Basket ball.  
**His** basket ball is orange.



'Her' is used for the things or people that belongs to female.

This is Anu.  
This is **her** umbrella.  
**Her** umbrella is yellow.



This is Saloni.  
This is **her** bag.  
**Her** bag is red.





# Practice Worksheet



Look at the pictures and fill in the blanks with His / Her.



This is Akash.  
This is ..... book.  
He is writing in ..... book.

This is Dipika.  
This is ..... cat.  
..... cat is cute.



This is Suraj.  
This is ..... kite.  
..... kite is in the sky.

This is Queen.  
This is ..... crown.  
..... crown is of gold.



# 16 Use of 'Is / Am / Are'



'Is' is used for a singular subject.



This is a apple. This is a apple.

This is an umbrella.

'Am' is used with 'I' only.



'I' am a docotor.

'I' am a body.

'I' am a man.

'Are' is used for plural subject.



These are notebooks

These are keys

These are students.



# Practice Worksheet



Fill in the blanks using 'is, am, are'.



This ..... a ship.



These ..... flowers.



They ..... playing.



This ..... a horse.



These ..... eyes.



I ..... Omee.



# 17

## Use of 'This / These / That / Those'






'This' is used for something **near** by.

'That' is used for something at a **distance**.




This is a Flower.

That is a Fan.



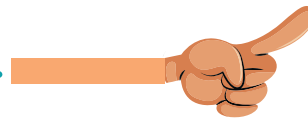
This is a Book.

That is a Fruit.




This is a Girl.

That is the Moon.



This is a Top.

That is the Tree.



'These' is used for more than one thing near by.  
'Those' is used for more than one thing at a distance.



 These are bats.



Those are trees. 



 These are flowers.



Those are Stars. 



 These are plants.



Those are birds. 




 These are caps.



Those are kites. 



 These are chocolates.



Those are balls. 



# Practice Worksheet




Look at the pictures and choose correct pronouns.


(This, These, That, Those)



..... is a bell.



..... are a parrots.




..... are camels.



..... is a boat.



..... are vegetables.



..... are pencils..



..... is van.



..... are bags.



..... are students.



..... is a hen.




# Practice Worksheet



Look at the pictures and write one or many in the below table.



Boy



Dolls



Stars



Girls



Moon



Candy



Fish



Boys

One	Many
<p>.....</p> <p>.....</p> <p>.....</p> <p>.....</p>	<p>.....</p> <p>.....</p> <p>.....</p> <p>.....</p>



# 19 Usage of 'In / On /and Under'



## Use of 'In'



The students are **in** the bus.



Sweet is **in** the bowl.



Mobile is **in** the bag.

## Use of 'On'



Spoon is **on** the dish.




Parrot is **on** the branch.



Vase are **on** the table.

## Use of 'Under'



The ball is **under** the table.



The dog is **under** the tree.



The girl is **under** an umbrella.




# Practice Worksheet



Look and write in, on, and under.



1. A ball is ..... the table.



2. Fruits are ..... the basket.

3. Cake is ..... the table.



4. Chocolates are ..... the box.

5. Duck is ..... the pond.



Observe the picture and choose correct pronoun.  
(In , On, Under)



1. The book are ..... the tree.

2. The parrot is ..... the tree.

3. The kite is ..... the sky.

4. The tomatoes are ..... the tree.

5. The boy is seated ..... the tree.

6. The sun is ..... the sky.

7. The aeroplane is ..... the sky.





# 20 Use of 'Yes / No'



Read and say **Yes** if thing is right and **No** if the thing is wrong.



1. Is this a cup ?  
**yes**, It is.



2. Is this a pencil ?  
**yes**, It is.



3. Is this a parrot ?  
**yes**, It is.




4. Is this a ice-cream ?  
**yes**, It is.



5. Is this a bucket ?  
**No**, It is not.  
It is a top.



6. Is this a cap ?  
**No**, It is not.  
It is a bag.



7. Is this a circle ?  
**No**, It is not.  
It is a square.



# Practice Worksheet



Write Yes / No.



1. Is this a crown ?

\_\_\_\_\_, It is a \_\_\_\_\_

2. Is this an elephant ?

\_\_\_\_\_, this is not an \_\_\_\_\_

This is a \_\_\_\_\_ .



3. Is this an aeroplane ?

\_\_\_\_\_, It is an \_\_\_\_\_

4. Is he slim ?

\_\_\_\_\_, he is not \_\_\_\_\_

He is \_\_\_\_\_ .



5. Is this police ?

\_\_\_\_\_, he is not a \_\_\_\_\_

He is a \_\_\_\_\_ .



6. Is this jeep ?

\_\_\_\_\_, it is a \_\_\_\_\_ .





# 21

## Action Words



Action words indicates the things we do.



Ram is **playing** with a ball.



Vedant is **walking**.



Rinki is **drinking** a tea.



They are **going**.



Rabbit is **jumping**.



A Baby is **sleeping**.



Rahul is **eating** an ice-cream.



I am **running**.



Dad is **writing**.



Boy is **crying**.



She is **teaching**.



Joker is **laughing**.




She is **Dancing**.



Priya is **swimming**.



# Practice Worksheet



Write what each is doing.

(teaching, jumping, writing, dancing, playing)



1. Tina is \_\_\_\_\_ .



2. A cat is \_\_\_\_\_ .



3. A baby is \_\_\_\_\_ .



4. Pratik is \_\_\_\_\_ .



5. Teacher is \_\_\_\_\_ on blackboard.




6. The boys are \_\_\_\_\_ .



# 22

# Adjective



Adjective words tell us more about nouns  
(thing, person, animal, place)




The man is **fat**.



The ice-cream is **cold**.



The crown is **golden**.



The elephant is **big**.



The milk is **white**.



The sky is **blue**.



The cake is **tasty**.



The girl is **thin**.



# Practice Worksheet



Write the correct adjective in the blank with help of the given words.

Yellow Hot, Big, Tall, Blue, Fat, Sick



1. The Sun is .....



2. The Cat is .....



3. The Yak is .....



4. The Van is .....



5. The Giraffe is .....



6. The Tea is .....



7. The boy is .....



# 23

## Use of 'Can / Can't'



**Can** is used to indicate that someone is **able** to do something.

**Can't** is used to indicate that someone is **unable** to do something.



1. Man **can** speak.  
Animal **can't** speak.



2. Bird **can** Fly.  
We **can't** Fly.



3. Man **can** walk.  
Tree **can't** walk.



4. Animal **can** grow.  
Stones **can't** grow.



5. Mouse **can** make a hole.  
Cat **can't** make a hole.



6. Lizard **can** creep on wall.  
We **can't** creep on wall.



## Write Can / Can't.

1. Monkey \_\_\_\_\_ jump from tree to tree.

Dog \_\_\_\_\_ jump tree to tree.

2. Mom \_\_\_\_\_ make delicious cake.

Little Raj \_\_\_\_\_ make cake.

3. Lion \_\_\_\_\_ roar loudly.

Fish \_\_\_\_\_ roar.

4. We \_\_\_\_\_ sing a song.

Animals \_\_\_\_\_ sing a song.

5. Plants \_\_\_\_\_ grow.

Stones \_\_\_\_\_ grow.

6. Rabbit \_\_\_\_\_ run fast.


Turtle \_\_\_\_\_ run fast.

7. Fish \_\_\_\_\_ swim in water.

Ant \_\_\_\_\_ swim in water.



# 24 Opposites




Big x Small

The camel is **big**.



The rabbit is **small**.



Heavy x light

The Watermelon is **heavy**.



Peanut is **light**.



Hot x Cold

Tea is **hot**.



Ice-cream is **cold**.



Hard x Soft

Stone is **hard**.



Cotton is **soft**.



Fat x Slim

Ram is **fat**.



Riya is **slim**.



# Practice Worksheet



Learn some more opposites.

Right **X** Left

In **X** Out

Up **X** Down

Go **X** Come

Yes **X** No

Dirty **X** Clean

Far **X** Near

Old **X** New

Day **X** Night

Black **X** White

Full **X** Empty

Open **X** Close



Write the opposite words.

1. Day **X** \_ \_ \_ \_ \_

2. Come **X** \_ \_ \_ \_ \_

3. Full **X** \_ \_ \_ \_ \_

4. Right **X** \_ \_ \_ \_ \_

5. In **X** \_ \_ \_ \_ \_

6. Open **X** \_ \_ \_ \_ \_

# 25 Usage of 'And'




'And' is used to join two words.



Bread and Jam




Brother and Sister



Lock and Key



Cat and Rat



Pen and Pencil



Bat and Ball



Read and Write



Dog and Pup



# 26 Good Habits



## At Home :



Wake up early in the morning.



Go to sleep early at night.

## At School :



Use dustbin.



Respect your teachers.



Wash your hands.

## At Playground :



Do not fight with your friends.



Play fair and enjoy with your friends.



# 27 Good Manners



## Magic words :



Please !



Sorry



Thank You

## Social Habits :

Do not throw things around.



Use handkerchief while sneezing.

## Safety Habits :



Do not touch unclaimed things.



Do not talk to strangers.



Do not open door for an unknown person.

## Eating habits :



Drink milk everyday



Eat fresh fruits and green vegetables.



Avoid junk food

Date : ...../...../.....

Teacher's Sign : .....



# 28 Rhyming Words



Run - Bun



Moon - Noon



Hand - Band



Wall - Fall



Ox - Fox



Ice - Dice



Pen - Den



Man - Van





# Practice Worksheet



Match the Rhyming words.

1. Bite

2. Wall

3. Met

4. Hell

5. Hand

6. Line

7. Rain

8. Moon

9. Win

10. Run

a. Pain

b. Sand

c. Sun

d. Set

e. Kite

f. Fall

g. Fine

h. Bin

i. Noon

j. Well



## MY BEST FRIEND

..... is my best friend.

He / she is my class fellow.

He / she is a good student.

He / she is neat and tidy.

He / she is very helpful.

He / she shares his / her tiffin.

I like him / her very much.



## MY FATHER

My father's name is.....

He is.....years old.

He is a.....(occupation).

He goes to the office/shop/factory.

He teach us good things.

He is good to all.

I am proud of my father.





# 30 Conversation



## I can Say :

1. What is your name ?

Ans. : My name is \_\_\_\_\_ .

2. How old are you ?

Ans. : I am \_\_\_\_\_ years old .

3. Which class do you study in ?

Ans. : I study in \_\_\_\_\_ .

4. What is your school name ?

Ans. : My school name is \_\_\_\_\_ .

5. What is your teacher's name ?

Ans. : My teacher's name is \_\_\_\_\_ .

6. What is your father's name ?

Ans. : My father's name is \_\_\_\_\_ .

7. What is your mother's name ?

Ans. : My mother's name is \_\_\_\_\_ .

8. What is your favorite colour ?


Ans. : My name is \_\_\_\_\_ .

9. What is your favorite game ?


Ans. : My favorite game is \_\_\_\_\_ .

10. Where do you live ?

Ans. : I live in \_\_\_\_\_ .



# 31 Composition



## ABOUT APPLE

Apple is a very healthy fruit.

It is red in colour.

It is sweet in taste.

We get iron from apple.

It keeps is fit and healthy.

An apple a day, keeps a doctor away.



## ABOUT DOG

It is a dog.


His name is Moti.

It has four legs.

It has one tail.

It eats bone.

It play with me.





Google Play



**TIMELY PUBLICATIONS**

**Near Naik Wada, Naik Road,  
Mahal, Nagpur. 440032**

E-mail : [timelypublications@gmail.com](mailto:timelypublications@gmail.com)

[www.timelypublication.com](http://www.timelypublication.com)

- **Book Design By** : Shivali A. Puri
- **Printed by** : Sanjay Offset, New Shukrawari, Nagpur.
- **Revised Edition** : 2026

© All Rights Reserved with Publisher.

**All Books are Available at :**

• Mumbai • Ahmadabad • Hyderabad • Delhi • Bhopal.

ISBN 978-93-87379-19-0



9 789387 379190

**₹ 199.00**